



Summer Facts 2021



WALLACE
COMMUNITY
COLLEGE

Summary

Wallace Community College – Dothan (WCCD) enrolled 2,112 students in Summer 2021. The majority of students enrolled were female (69%), White (60%), and enrolled part-time (82%). The majority of students resided in Houston county (37%).

Programs with the highest enrollment included General Studies, Associate Degree Nursing, and Practical Nursing. In Summer 2021, there were 505 course sections offered totaling 15,413 credit hours.

967 students received Pell in Summer 2021 totaling \$1,535,090.00 with the average aid being \$1,587.48. The majority of students receiving Pell were female (78%), White (48%), and part-time (75%).

In Summer 2021 WCCD employed 103 primary full-time faculty with a cumulative credit hour production of 14,535 and 15 primary part-time with a cumulative credit hour production of 878.

Mission

George C. Wallace Community College – Dothan, a comprehensive community college, inspires and facilitates learning to prepare its constituents for current and emerging opportunities and to promote economic and social development.

Statement of Vision

Wallace Community College - Dothan will be a leading community college, nationally recognized for excellence and innovation in education and student success. The College will be the primary choice of citizens preparing for the job market, seeking an associate or advanced degree, and/or pursuing career advancement or personal development. College partnerships with area schools, business and industry, and governmental agencies will contribute to the enhancement of economic development and quality of life in the region.

Statement of Values

George C. Wallace Community College respects the diversity of its student body and recognizes the worth and potential of each student. Therefore, the College affirms the following values:

Commitment to Students—Belief in providing quality, accessible instruction, resources, and support services to enhance the growth and development of students.

Commitment to Faculty and Staff—Belief in the importance of providing a work and learning environment characterized by integrity, clear communications, open exchange of ideas, involvement in decision making, and respect for all individuals.

Commitment to Community—Belief in enhancing the economic vitality and quality of life for all citizens of the community.

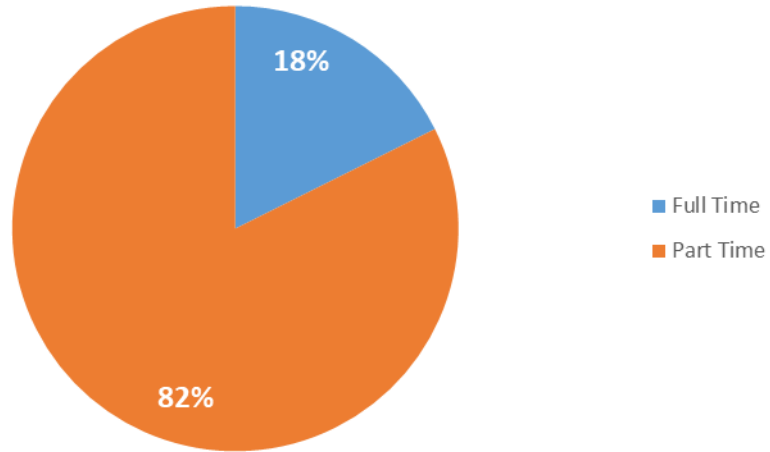
Commitment to Diversity—Belief in acknowledging and respecting the diversity of the community.

Commitment to Excellence— Belief in the pursuit of excellence in all College programs and services.

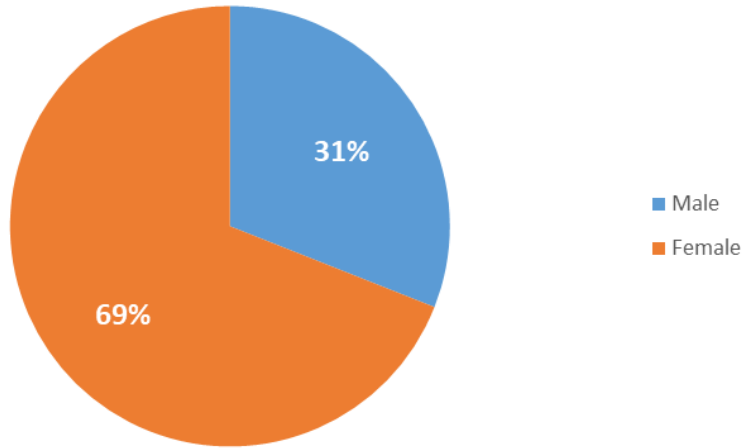
Summer 2021 Enrollment

Total Enrollment – 2,112
 Full-Time – 372 Part-Time – 1,740
 Dual Enrollment - 111

Enrollment By Status



Enrollment By Gender



Race	Total	Race	Total
Hispanic/Latino	104	Asian	20
American Indian/Alaskan Native	3	White	1,256
Native Hawaiiin/Pacific Islander	0	Two or More	74
Black/African American	610	Unknown	40
Non-Resident Alien	5		

Summer 2021 Enrollment cont.

Top 5 Counties

County	Total
Houston	784
Dale	325
Barbour	205
Henry	191
Geneva	131



Top 5 High Schools

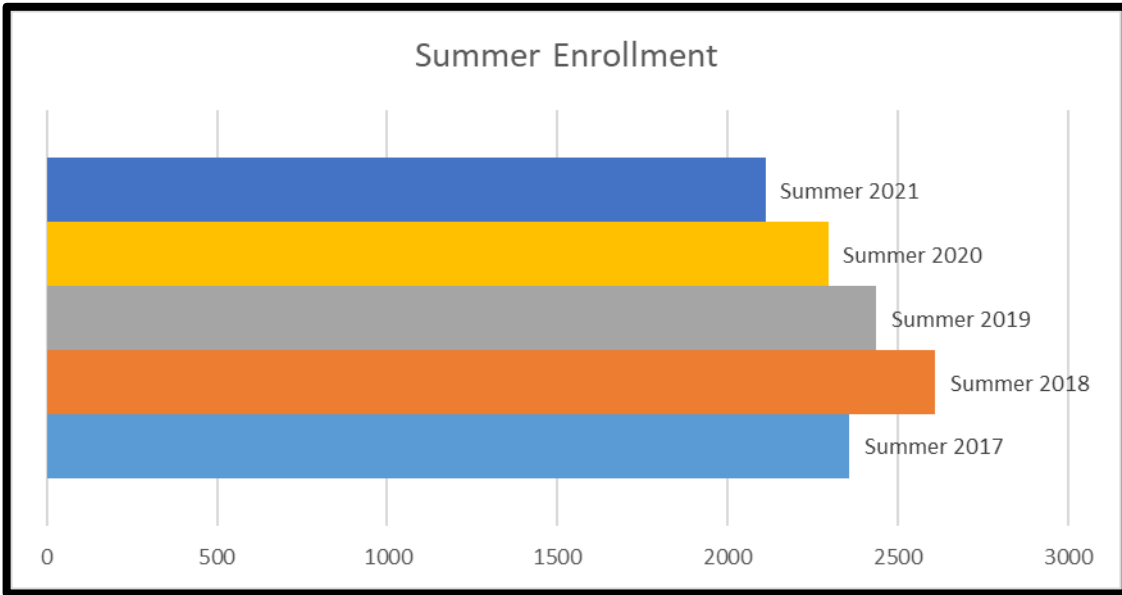
High School	Total
Dothan High	143
Eufaula High	110
Headland High	100
Rehobeth High	98
Northview High	77

Age Categories	Headcount	Full-Time	Part-Time
Under 18	130	5	125
18 - 19	463	74	389
20 - 21	430	75	355
22 - 24	301	64	237
25 - 29	275	58	217
30 - 34	193	47	146
35 - 39	128	21	107
40 - 49	132	22	110
50 - 64	56	6	50
65 and over	4	0	4

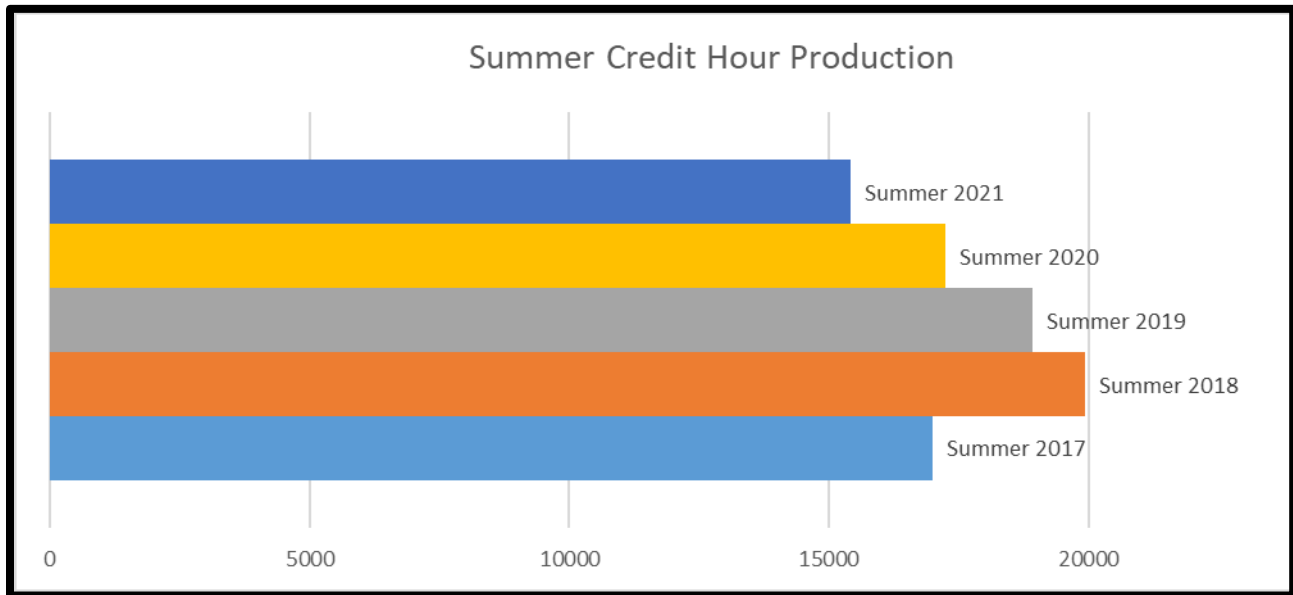
Program Name	CIP Code	Headcount	Hours*
Administrative Assistant and Secretarial Science, General.	520401	73	598
Automotive Engineering Technology/Technician.	150803	15	120
Child Care and Support Services Management.	190708	50	413
Computer and Information Sciences, General.	110101	21	148
Cosmetology/Cosmetologist, General.	120401	77	885
Criminal Justice/Police Science.	430107	37	303
Drafting and Design Technology/Technician, General.	151301	19	154
Electrician.	460302	31	253
Emergency Medical Technology/Technician (EMT Paramedic).	510904	57	516
General Studies.	240102	789	5223
Heating, Ventilation, Air Conditioning and Refrigeration Engineering Technology/Technician.	150501	49	446
Industrial Mechanics and Maintenance Technology.	470303	33	288
Liberal Arts and Sciences/Liberal Studies.	240101	59	405
Licensed Practical/Vocational Nurse Training.	513901	112	1169
Medical/Clinical Assistant.	510801	43	299
Physical Therapy Technician/Assistant.	510806	17	159
Radiologic Technology/Science - Radiographer.	510911	20	181
Registered Nursing/Registered Nurse.	513801	266	1802
Respiratory Care Therapy/Therapist.	510908	14	124
Surgical Technology/Technologist.	510909	4	16
Undeclared	900000	257	1244
Welding Technology/Welder.	480508	69	667

**The information in this field reflects the credit hours generated by the students who have the CIP Code listed as their major.*

Summer Enrollment Trends



SU2021	SU2020	SU2019	SU2018	SU2017
2,112	2,297	2,437	2,611	2,358



SU2021	SU2020	SU2019	SU2018	SU2017
15,413	17,248	18,911	19,930	16,996

Summer 2021 Enrollment by Discipline

Department	CIP Code	Total Registrations	Credit Hour Production
ACR	15.0501	126	378
ACT	52.0302	0	0
ART	50.0701	109	327
ASE	15.0803	35	99
BIO	26.0101	402	1608
BUS	52.0201	182	546
CHD	19.0708	108	324
CHM	40.0501	15	60
CIS	11.0101	246	738
COM	23.0101	18	54
COS	12.0401	274	822
CRJ	43.0107	81	243
DDT	15.1301	37	113
DPT	11.0101	9	27
ECO	45.0601	78	234
ELT	46.0302	63	185
EMS	51.0904	154	500
ENG	23.0101	294	844
ENR	32.0199	10	40
HED	34.0199	11	33
HIS	54.0101	171	513
HPS	51.9999	20	60
HUM	24.0103	29	87

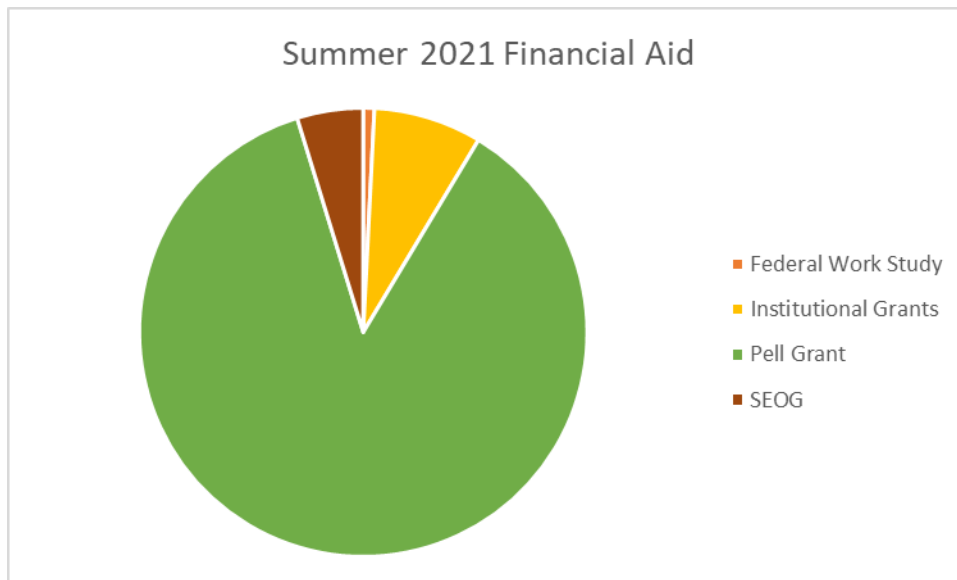
Department	CIP Code	Total Registrations	Credit Hour Production
INT	47.0303	79	221
LDR	52.0213	17	51
MAH	27.0101	12	36
MAT	51.0801	91	247
MTH	27.0101	357	1081
MUL	50.0901	0	0
MUP	50.0903	1	2
MUS	50.0902	57	171
NUR	51.3801	479	2621
OAD	52.0401	38	114
ORI	37.0103	170	308
PHL	38.0101	38	114
PHS	40.0101	38	152
PHY	40.0801	11	29
PSY	42.0101	183	549
PTA	51.0806	68	153
RAD	51.0911	51	170
REL	38.0201	5	15
RPT	51.0908	40	121
SER	47.0606	0	0
SPH	23.1001	215	645
SUR	51.0909	4	16
WDT	48.0508	207	615
WKO	32.0199	49	147

Summer 2021 Remedial

Remedial Students	
Math Only	64
English Only	23
Math and English	6

Summer 2021 Financial Aid

Type Aid	Total
Federal Work Study	\$ 14,203.50
Institutional Grants	\$ 138,320.00
Pell Grant	\$1,535,090.00
SEOG	\$ 84,643.34



Degrees Awarded – Summer 2021

Program	CIP Code	STC	CER	AA	AS	AAS	Total
Computer and Information Sciences, General.	110101	6	0	0	0	4	10
Cosmetology/Cosmetologist, General.	120401	8	12	0	0	0	20
Heating, Ventilation, Air Conditioning and Refrigeration Engineering Technology/Technician.	150501	16	2	0	0	7	25
Automotive Engineering Technology/Technician.	150803	1	0	0	0	1	2
Drafting and Design Technology/Technician, General.	151301	0	0	0	0	2	2
Child Care and Support Services Management.	190708	8	8	0	0	7	23
Liberal Arts and Sciences/Liberal Studies.	240101	0	0	8	0	0	8
General Studies.	240102	35	0	0	29	0	64
Criminal Justice/Police Science.	430107	0	0	0	0	4	4
Electrician.	460302	0	0	0	0	4	4
Industrial Mechanics and Maintenance Technology.	470303	4	0	0	0	4	8
Welding Technology/Welder.	480508	7	3	0	0	0	10
Medical/Clinical Assistant.	510801	3	0	0	0	2	5
Emergency Medical Technology/Technician (EMT Paramedic).	510904	20	0	0	0	2	22
Registered Nursing/Registered Nurse.	513801	0	0	0	0	27	27
Licensed Practical/Vocational Nurse Training.	513901	0	43	0	0	0	43
Administrative Assistant and Secretarial Science, General.	520401	7	0	0	0	10	17

