

Knowledge that will change your world

**Ray L. Watts, MD**

**President**

November 14, 2018

Dr. Linda C. Young  
President  
Wallace Community College  
1141 Wallace Drive  
Dothan, AL 36303

Dear Dr. Linda C. Young:

Thank you for continuing to prepare your students for collegiate success. I am pleased to share some of the ways in which UAB continues to be a first choice for your students' educational goals as well as update you on exciting initiatives taking place:

- With an increase of 4.88%, UAB experienced record enrollment for the third consecutive year.
- We have new majors in Bioinformatics, Genomic and Genetic Sciences, Immunology, and Medical Sociology.
- We doubled the amount of the PTK scholarship from \$3,000 to \$6,000 per year.

I am enclosing data about your former students' performance at UAB during the 2017-18 academic year. Please contact Dr. Bradley Barnes, Vice Provost for Enrollment Management (205-934-4073 or [bbarnes1@uab.edu](mailto:bbarnes1@uab.edu)) with questions about this information or to learn more about the exciting opportunities available to undergraduates at UAB.

Opportunities abound for students who choose to become UAB Blazers. Thank you again for partnering with UAB to offer world-class educational opportunities for our students.

Sincerely,



Ray L. Watts, M.D.

Enclosures

cc: Mr. Fess St. John, Interim Chancellor, UA System  
Dr. Pam Benoit, Sr. Vice President for Academic Affairs & Provost, UAB  
Mr. Jimmy H. Baker, Chancellor, Alabama Community College System  
Ms. Leslie Reeder, Dean, Instructional Affairs, Wallace Community College  
Dr. Charles Nash, Vice Chancellor for Academic Affairs, UA System  
Dr. Bradley Barnes, Vice Provost for Enrollment Management, UAB  
Mrs. Eva Lewis, Vice Provost for Institutional Effectiveness and Academic Planning, UAB

1070 Administration Building  
701 20th Street South  
205.934.4636  
Fax 205.975.8505  
[www.uab.edu](http://www.uab.edu)

Mailing Address:  
AB 1070  
1720 2ND AVE S  
BIRMINGHAM AL 35294-0110

# MAKING AN IMPACT

UAB IS CREATING AN INCLUSIVE ECONOMY, THROUGH EDUCATION AND OPPORTUNITY.

## SELECTED SIGNATURE PROGRAMS

### INNOVATE BIRMINGHAM


UAB's Innovate Birmingham workforce program equips under/unemployed young adults in the Greater Birmingham region with free skills training and scholarships to advance into Information Technology (IT) careers. Allanté Jowers earned a CompTIA A+ certification with the first cohort of Innovate Birmingham students, and is now a UAB IT certified specialist, consistently named the top Help Desk specialist at UAB IT.

### UAB SOLUTION STUDIOS™

UAB Solution Studios™ matches STEM students with real-life clinical challenges to find solutions that have real world application and commercialization potential. This summer, a team of three students developed a device that can help clinicians diagnose sepsis in a more reliable way.

### UAB STUDENT ACCELERATOR

UAB Student Accelerator is a free 10-week entrepreneurial bootcamp for all UAB students to launch their own startup companies. Fledging is a tech start-up that participated in the UAB Student Accelerator in Spring 2018 and now employs 7 people, has moved to Innovation Depot and closed out \$65k+ in monthly revenue in August 2018.



# UAB ECONOMIC ENGAGEMENT SNAPSHOT

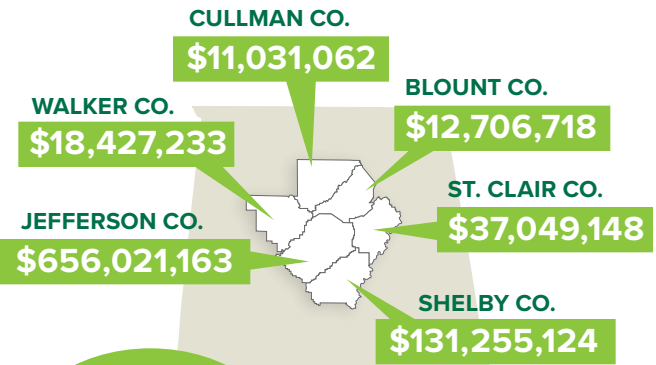


**... ARE UAB EMPLOYEES, STUDENTS OR PATIENTS**



## UAB PAYROLL DATA

UAB payroll in the six-county region



**\$1.2 BILLION** 2017 STATEWIDE PAYROLL

**UAB'S ANNUAL ECONOMIC IMPACT**

**\$7.15 BILLION**

UAB SPENDING WITH SUPPLIERS IN 6-COUNTY REGION


**\$455 MILLION**

PAYROLL TAXES PAID TO STATE AND LOCAL GOVERNMENTS

**\$53 MILLION**

"UAB is Birmingham, and Birmingham is UAB"

MAYOR RANDALL WOODFIN



The UAB campus continues to blossom, with new buildings, enhancements, and beautification projects. Come visit!

**MORE INFORMATION:** Contact Emily Wykle, Ph: 205.934.6005 email: ewykle@uab.edu

## Two-Year College Feedback Reports

This series of reports analyzes the academic performance of students who were enrolled at the University of Alabama at Birmingham (UAB) during the academic year beginning Summer 2017 and ending Spring 2018, and who were identified as transfer students from Alabama public two-year institutions. For the purpose of this report, a transfer student is defined as *any student who had 15 or more semester hours earned from a specific two-year college that were accepted by UAB as creditable toward degree completion*. Information is provided to each Alabama public two-year institution that had 10 or more of its former students enrolled at UAB during the study period who met this transfer student definition. Students may be defined as a transfer student from more than one two-year college in this report series.

**Report 1** lists the students from the selected two-year colleges who enrolled for their first term at UAB during the Summer 2017 – Spring 2018 academic year. Information provided includes the number of hours from that institution that were accepted by UAB for degree credit and the grade point average of those accepted hours, as well as first term at UAB, with hours enrolled, major, and grade point average earned by the student during that first term. In any case where the average grade is null, the student(s) was dropped administratively from the course post-Census but prior to end of term.

**Report 2** lists all courses taken during the first term of UAB enrollment by the students included in Report 1, and includes the grades earned as well as the average grade in each course for all UAB undergraduates during the included terms. When students entered during different terms but took the same course during their respective first terms, these grades are combined. For example, six grades displayed in English Composition may have been taken over three different semesters. The UAB average also reflects all terms.

**Report 3** lists the transfer students who received an undergraduate degree from UAB during the reporting period. Information provided includes the initial term of UAB enrollment for the student, the number of hours earned at UAB, the term, degree and major of graduation, and the final UAB grade point average.

**Report 4** examines academic performance of all transfer students from the two-year institution who were enrolled at UAB during the reporting period, without regard to when the student first enrolled at UAB. Grade point averages of the students are distributed by both the number of hours accepted by UAB from the two-year college and by the number of semester hours earned at UAB through Spring 2018. Mean grade point averages from UAB and from the two-year institution based on the hours shown are displayed.

**Report 5** is a summary of transfers to UAB from all of the institutions included in the 2017-2018 report. Displayed for each two-year institution are: the number of students entering UAB during the reporting year (students included in Reports 1 and 2), the total number of transfer students enrolled at UAB during the reporting year without regard to first term of enrollment (students included in Report 4), transfer students who graduated during the reporting period (all students included in Report 3), and the top majors chosen by the entering transfer students upon initial enrollment at UAB.



## George Wallace Community College-Dothan

### Report 1: Transfer Students Entering Summer 2017 - Spring 2018

#### with Previous Institution and First Term Data

(16 students)

Hours Accepted	Transfer GPA	Hours Enrolled	First Term UAB GPA	Major
30	4	14	3.29	Biology
61	2.93	14	1.21	Biology
18	3.83	14	3.71	Biomedical Engineering
52	3.35	12	2.75	Biomedical Sciences
16	4	15	4	Dean's Scholar - Pre-Nursing
18	3.5	15	3.8	Dean's Scholar - Pre-Nursing
27	3.22	15	3.8	Dean's Scholar - Pre-Nursing
18	4	15	4	Economics
50	3.78	13	0	Music
33	3.91	11	3.5	Nursing
25	4	14	4	Pre-Biomedical Engineering
32	3.22	12	3	Pre-Mechanical Engineering
62	3.37	6	2	Pre-Nursing
18	4	16	3.81	Psychology
50	3.18	13	1.38	Public Health
24	2.88	16	4	Undeclared Business



**Grade distribution**

A	74	62.7%
B	18	15.3%
C	8	6.8%
D	5	4.2%
F	3	2.5%
W	10	8.5%

## George Wallace Community College-Dothan

### Report 2: Transfer Students Entering Summer 2017 - Spring 2018

#### First-Term Course Grades for Transfer Students

Course	Course Title	A	B	C	D	F	W	Other	All Grades	Avg. Grade	Avg. UG Grade
AST101	Astronomy of the Universe	1							1	4.00	2.91
AST111	Astronomy of the Universe Lab	1							1	4.00	3.64
BMD201	Contemp Issues in Biomed Scien	1							1	4.00	3.66
BUS101	Introduction to Business	1							1	4.00	2.86
BUS102	Business Foundations	1							1	4.00	3.02
BY115	Human Anatomy					1			1		2.30
BY210	Genetics		1						1	3.00	2.90
CH105	Introductory Chemistry I	2							2	4.00	2.85
CH106	Introductory Chemistry I Lab	2							2	4.00	3.61
CH115	General Chemistry I	2	8						10	3.20	3.21
CH116	General Chemistry I Lab	2	3						5	3.40	3.11
CH117	General Chemistry II					2			2		3.32
CH118	General Chemistry II Lab		1						1	3.00	3.30
EC210	Princ of Microeconomics-Honors	2							2	4.00	3.50
EC210	Principles of Microeconomics	2							2	4.00	3.50
EGR110	Intro to Engineering I	3							3	4.00	4.00
EGR110	Intro to Engineering I - Honor	3							3	4.00	4.00
EGR200	Intro to Engineering Design	1							1	4.00	3.12
EH101	English Composition I	5							5	4.00	3.96
EHS125	Inquiry Approaches to Teaching	1							1	4.00	3.76
EPR214	Intro to Educ Statistics			1					1	2.00	3.18
HC112	Honors Seminar Public Hlth	4							4	4.00	3.94
HC116	Honors Smnr-Communication	1							1	4.00	4.00
HC118	HSem:Ethical Conflicts Hlthcre	3							3	4.00	3.88
HY120	The United States To 1877		1	1					2	2.50	3.25
JPA101	Introductory Japanese I	1							1	4.00	3.32
LS246	Legal Environment of Business	1							1	4.00	2.88
MA105	Pre-Calculus Algebra	4							4	4.00	2.77
MA106	Pre-Calculus Trigonometry	1			1				2	2.50	2.38
MA107	Precal Algebra/Trigonometry			1					1	2.00	2.50
MA125	Calculus I	2							2	4.00	2.75
MA126	Calculus II			1					1	2.00	2.72
MA180	Intro to Statistics				1				1	1.00	2.57
ME102	Engineering Graphics	6							6	4.00	3.59
ME102	Engineering Graphics- Honors	3							3	4.00	3.59
MU115	Computer Music I						1		1		3.23
MU120	Music Appreciation	6							6	4.00	3.26
MU221	Music Theory I						1		1		2.63
MU224	Aural Skills I						1		1		3.24
MUP124	Class Piano (Beginning)						2		2		3.70
MUP232	Marching Band						1		1		4.00
MUP234	Percussion Ensemble						1		1		4.00
MUP235	Wind Symphony						1		1		4.00
MUP280	Private Lessons: Percussion						1		1		3.53
NTR222	Nutrition and Health				1				1	1.00	2.49
NUR100	Student Success in Nursing	3							3	4.00	3.75
NUR474	Transition Prof Nurs Pract RNs		1						1	3.00	3.51
NUR475	Health Assessment for RNs	1							1	4.00	3.44
NUR612	Advanced Pathophysiology						1		1		3.27
PH201	College Physics I			1					1	2.00	3.24
PH221	General Physics I				2				2	1.00	3.03
PHL100	Intro to Philosophy	1							1	4.00	2.87
PHL116	Bioethics		2						2	3.00	3.09
PUH202	Introduction to Global Health			1					1	2.00	2.69
PY101	Intro to Psychology		1						1	3.00	3.13
PY201	Honors Intro to Psychology	4							4	4.00	3.56

PY228	Honors Abnormal Psychology	1				1	4.00	3.41
SOC100	Intro to Sociology		2			2	2.00	3.67
SPA101	Introductory Spanish I-HON	2				2	4.00	3.72



## George Wallace Community College-Dothan

### Report 3: Transfer Students Graduating Summer 2017 - Spring 2018

(15 students)

Initial Enrollment	Hours at UAB	Term Graduated	Degree	Major	Final GPA
Spring 2015	76	Fall 2017	BS	Accounting	3.44
Fall 2015	40	Summer 2017	BS	Biology	2.39
Spring 2016	79	Spring 2018	BS	Biology	3.69
Fall 2014	110	Summer 2017	BS	Health Care Management	3.82
Spring 2014	79	Summer 2017	BS	Kinesiology	3.37
Fall 2013	101	Spring 2018	BSME	Mechanical Engineering	3.26
Spring 2014	43	Summer 2017	BSME	Mechanical Engineering	2.53
Fall 2009	221	Spring 2018	BSN	Nursing	3.8
Fall 2016	33	Summer 2017	BSN	Nursing	3.1
Spring 2017	30	Fall 2017	BSN	Nursing	3.09
Spring 2017	37	Fall 2017	BSN	Nursing	3.63
Spring 2016	42	Spring 2018	BSN	Nursing	3.29
Spring 2017	30	Fall 2017	BSN	Nursing	3.56
Fall 2014	58	Summer 2017	BS	Psychology	2.63
Fall 2016	74	Spring 2018	BS	Psychology	3.64





## George Wallace Community College-Dothan

### Report 4: Pre- and Post-Transfer Academic Performance

Students Enrolled Summer 2017 - Spring 2018

#### Transfer hours and Transfer GPA

Transfer Hours Accepted	# Students	Avg. GPA
15-23.99 semester hours	15	3.68
24-59.99 semester hours	34	3.28
60 or more semester hours	16	3.16
<b>Total</b>	<b>65</b>	<b>3.34</b>

#### Average UAB GPA by semester hours earned

		01-14.99		15-29.99		30-59.99		60-89.99		90 and above		Total # Students	Overall Avg. UAB GPA
Transfer Hours Accepted	# Students	UAB GPA	# Students	UAB GPA	# Students	UAB GPA	# Students	UAB GPA	# Student	UAB GPA			
15-23.99 semester hours	0	0.00	2	3.71	5	3.76	4	3.18	4	3.62	15	3.56	
24-59.99 semester hours	3	1.43	10	3.16	12	2.61	8	3.35	1	3.81	34	2.88	
60 or more semester hours	4	1.99	3	3.11	7	2.80	2	3.50	0	0.00	16	2.74	
<b>Total</b>	<b>7</b>	<b>1.75</b>	<b>15</b>	<b>3.23</b>	<b>24</b>	<b>2.90</b>	<b>14</b>	<b>3.33</b>	<b>5</b>	<b>3.65</b>	<b>65</b>	<b>3.00</b>	



**Report 5: UAB Transfers and Graduates from Alabama Public Two-year Colleges  
Students Enrolled Summer 2017 - Spring 2018**

<b>Transfer Institution</b>	<b>New Transfers</b>	<b>All Transfers</b>	<b>Graduates</b>	<b>Top Majors</b>
Bevill State Community College-Jasper	65	245	43	Biology, Nursing, Pre Nursing Mobility Program
Calhoun Community College	70	219	33	Health Care Management, Undeclared, Accounting, Dean's Scholar - Pre-Nursing, Kinesiology, Psychology
Central Alabama Community College	14	77	19	Biology, Management
Coastal Alabama Community College	30	100	17	Psychology, Biology, Marketing
Gadsden State Community College	28	154	27	Nursing, Accounting, Criminal Justice
George Wallace Community College-Dothan	16	65	15	Dean's Scholar - Pre-Nursing, Biology, Nursing
Jefferson State Community College	305	1,799	389	Accounting, Psychology, Undeclared
Lawson State Community College-Birmingham	101	484	92	Health Care Management, Undeclared, Pre-Nursing
Northeast Alabama Community College	11	60	15	Finance, Biology, Chemistry
Northwest Shoals-Muscle Shoals	20	47	6	Biology, Undeclared, Dean's Scholar - Pre-Nursing, Nursing, Pre-Nursing
Shelton State Community College	44	171	35	Nursing, Human Resource Management, Health Care Management, Pre Nursing Mobility Program, Undeclared
Snead State Community College	25	115	26	Biology, Nursing, Kinesiology
Southern Union State Community College	30	138	27	Human Resource Management, Information Systems, Management, Nursing, Pre-Nursing, Psychology
Wallace Community College-Selma	12	56	7	Accounting, Chemistry, Marketing, Undeclared
Wallace State Community College-Hanceville	94	387	81	Biology, Pre Nursing Mobility Program, Psychology
<b>Total</b>	<b>865</b>	<b>4,117</b>	<b>832</b>	