



WALLACE COMMUNITY COLLEGE

Your Future. Our Focus.

Summer Facts 2023



WALLACE
COMMUNITY
COLLEGE

Summary

Wallace Community College – Dothan (WCCD) enrolled 2,224 students in Summer 2023. The majority of students enrolled were female (71%), White (56%), and/or enrolled part-time (84%). The majority of students resided in Houston county (36%).

Programs with the highest enrollment included General Studies, Associate Degree Nursing, and Cosmetology. In Summer 2023, there were 458 course sections offered totaling 15,896 credit hours.

1,041 students received Pell in Summer 2023 totaling \$1,867,117.00 with the average aid being \$1,793.58. The majority of students receiving Pell were either female (79%), White (47%), and/or part-time (78%).

In Summer 2023 WCCD employed 95 full-time faculty with a cumulative credit hour production of 14,668 and 16 part-time with a cumulative credit hour production of 1,228.

Mission

George C. Wallace Community College – Dothan, a comprehensive community college, inspires and facilitates learning to prepare its constituents for current and emerging opportunities and to promote economic and social development.

Statement of Vision

George C. Wallace Community College will be a leading community college, nationally recognized for excellence and innovation in education and student success. The College will be the primary choice of citizens preparing for the job market, seeking an associate or advanced degree, and/or pursuing career advancement or personal development. College partnerships with area schools, business and industry, and governmental agencies will contribute to an educational system that enhances economic development and quality of life in the region.

Statement of Values

George C. Wallace Community College respects the diversity of its student body and recognizes the worth and potential of each student. Therefore, the College affirms the following values:

Commitment to Students—Belief in providing quality, accessible instruction, resources, and support services to enhance the growth and development of students.

Commitment to Faculty and Staff—Belief in the importance of providing a work and learning environment characterized by integrity, clear communications, open exchange of ideas, involvement in decision making, and respect for all individuals.

Commitment to Community—Belief in enhancing the economic vitality and quality of life for all citizens of the community.

Commitment to Diversity—Belief in acknowledging and respecting the diversity of the community.

Commitment to Excellence— Belief in the pursuit of excellence in all College programs and services.

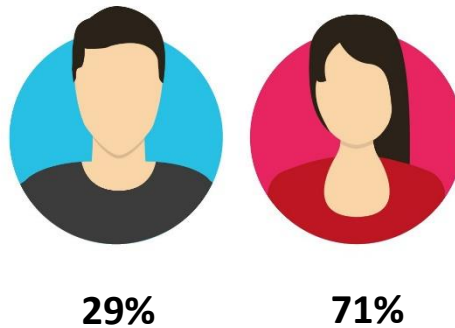
Summer 2023 Enrollment

Total Enrollment – 2,224
 Full-Time – 353 Part-Time – 1,871
 Dual Enrollment - 229

Enrollment By Status



Enrollment By Gender



| Race | Total | Race | Total |
|----------------------------------|-------|-------------|-------|
| Hispanic/Latino | 146 | Asian | 32 |
| American Indian/Alaskan Native | 4 | White | 1,239 |
| Native Hawaiiin/Pacific Islander | 2 | Two or More | 99 |
| Black/African American | 686 | Unknown | 13 |
| Non-Resident Alien | 3 | | |

Summer 2023 Enrollment cont.

Top 5 Counties

| County | Total |
|---------|-------|
| Houston | 799 |
| Dale | 365 |
| Henry | 180 |
| Barbour | 172 |
| Geneva | 128 |



Top 5 High Schools

| High School | Total |
|-----------------------------|-------|
| Dothan High | 198 |
| Carroll High | 129 |
| Headland High | 108 |
| Eufaula High | 96 |
| Northside Methodist Academy | 92 |

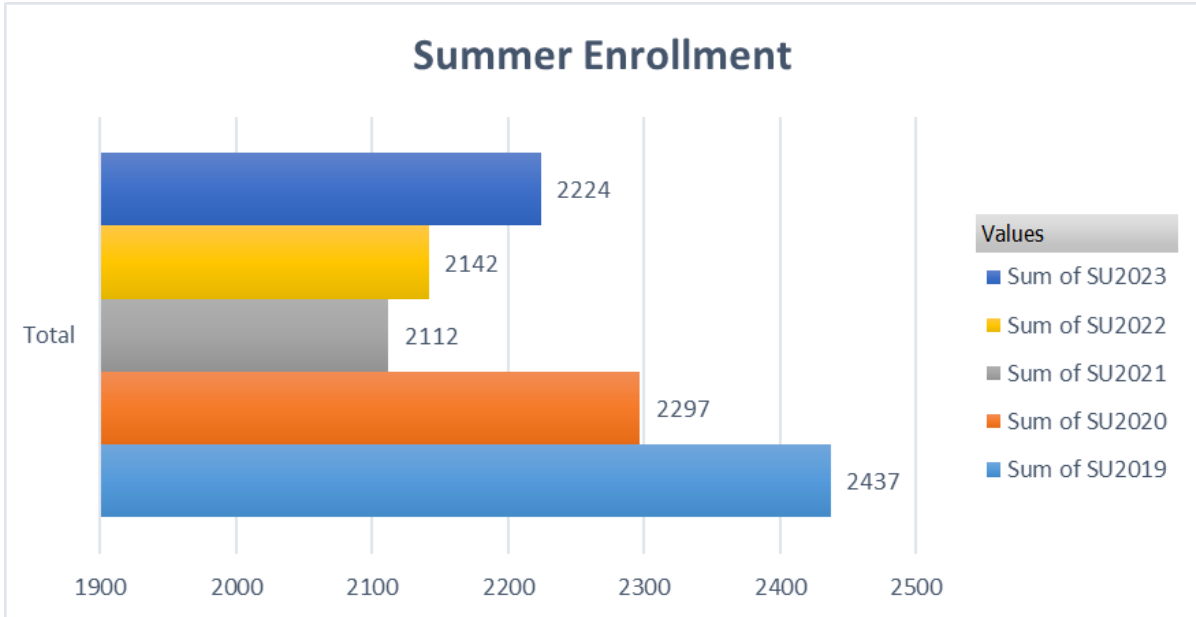


| Age Categories | Headcount | Full-Time | Part-Time |
|----------------|-----------|-----------|-----------|
| Under 18 | 254 | 6 | 248 |
| 18 - 19 | 463 | 72 | 391 |
| 20 - 21 | 414 | 78 | 336 |
| 22 - 24 | 325 | 65 | 260 |
| 25 - 29 | 285 | 55 | 230 |
| 30 - 34 | 180 | 26 | 154 |
| 35 - 39 | 129 | 22 | 107 |
| 40 - 49 | 123 | 24 | 99 |
| 50 - 64 | 49 | 5 | 44 |
| 65 and over | 2 | 0 | 2 |

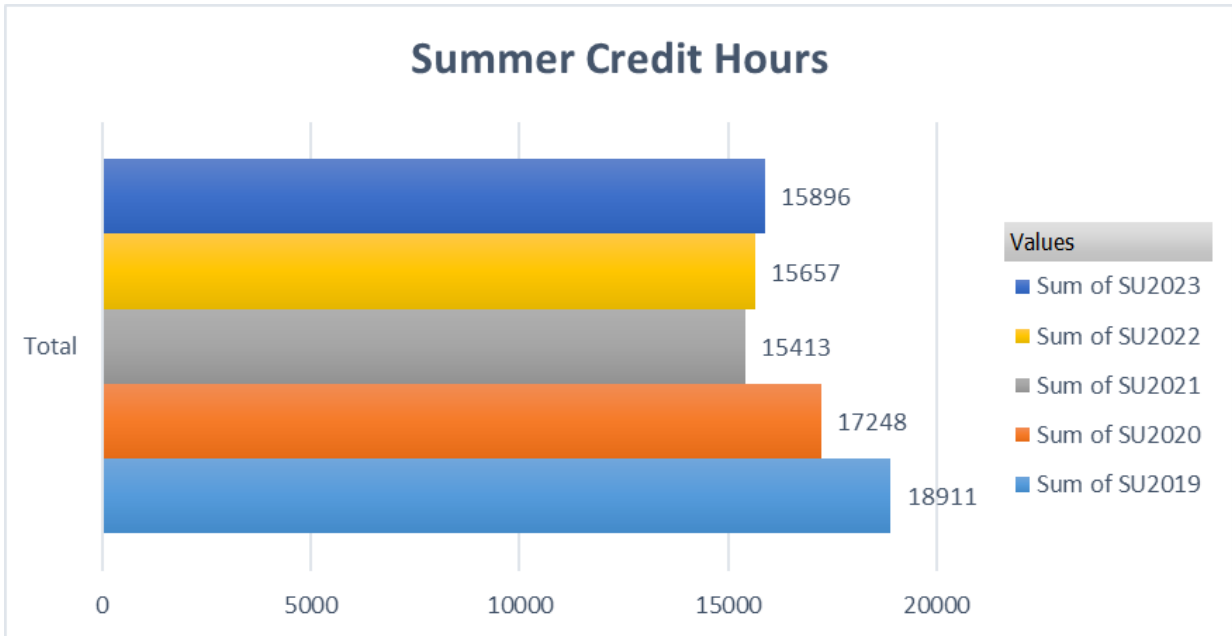
| Program Name | CIP Code | Headcount | Hours* |
|---|----------|-----------|---------|
| Administrative Assistant and Secretarial Science, General. | 520401 | 66 | 528.0 |
| Automotive Engineering Technology/Technician. | 150803 | 25 | 201.0 |
| Child Care and Support Services Management. | 190708 | 57 | 465.0 |
| Computer and Information Sciences, General. | 110101 | 33 | 233.0 |
| Cosmetology/Cosmetologist, General. | 120401 | 102 | 1,134.0 |
| Criminal Justice/Police Science. | 430107 | 31 | 239.0 |
| Drafting and Design Technology/Technician, General. | 151301 | 14 | 125.0 |
| Electrician. | 460302 | 29 | 214.0 |
| Emergency Medical Technology/Technician (EMT Paramedic). | 510904 | 39 | 334.0 |
| General Studies. | 240102 | 806 | 5,478.0 |
| Heating, Ventilation, Air Conditioning and Refrigeration Engineering Technology/Technician. | 150501 | 35 | 322.0 |
| Industrial Mechanics and Maintenance Technology. | 470303 | 25 | 223.0 |
| Liberal Arts and Sciences/Liberal Studies. | 240101 | 63 | 465.0 |
| Licensed Practical/Vocational Nurse Training. | 513901 | 80 | 904.0 |
| Mason/Masonry. | 460101 | 2 | 18.0 |
| Medical/Clinical Assistant. | 510801 | 30 | 238.0 |
| Physical Therapy Technician/Assistant. | 510806 | 21 | 197.0 |
| Radiologic Technology/Science - Radiographer. | 510911 | 19 | 180.0 |
| Registered Nursing/Registered Nurse. | 513801 | 319 | 2,090.0 |
| Respiratory Care Therapy/Therapist. | 510908 | 15 | 148.0 |
| Surgical Technology/Technologist. | 510909 | 3 | 13.0 |
| Undeclared | 900000 | 345 | 1,616.0 |
| Welding Technology/Welder. | 480508 | 65 | 531.0 |

*The information in this field reflects the credit hours generated by the students who have the CIP Code listed as their major.

Summer Trends



| SU2023 | SU2022 | SU2021 | SU2020 | SU2019 |
|--------|--------|--------|--------|--------|
| 2,224 | 2,142 | 2,112 | 2,297 | 2,437 |



| SU2023 | SU2022 | SU2021 | SU2020 | SU2019 |
|--------|--------|--------|--------|--------|
| 15,896 | 15,657 | 15,413 | 17,248 | 18,911 |

Summer 2023 Enrollment by Discipline

| Discipline | Credit Hour Production | Registrations | Course Sections | Discipline | Credit Hour Production | Registrations | Course Sections |
|------------|------------------------|---------------|-----------------|------------|------------------------|---------------|-----------------|
| ACR | 300 | 100 | 9 | MAH | 18 | 6 | 1 |
| ACT | 36 | 12 | 2 | MAS | 18 | 6 | 4 |
| ART | 258 | 86 | 4 | MAT | 153 | 57 | 12 |
| ASE | 216 | 72 | 10 | MTH | 1102 | 364 | 48 |
| BIO | 1700 | 425 | 26 | MUL | 14 | 7 | 3 |
| BUS | 306 | 102 | 9 | MUP | 10 | 5 | 3 |
| CHD | 309 | 103 | 9 | MUS | 282 | 94 | 7 |
| CHM | 116 | 29 | 2 | NUR | 2526 | 448 | 66 |
| CIS | 1077 | 359 | 20 | OAD | 171 | 57 | 4 |
| COM | 63 | 21 | 1 | ORI | 450 | 192 | 13 |
| COS | 981 | 327 | 17 | PHL | 243 | 81 | 5 |
| CRJ | 249 | 83 | 11 | PHS | 240 | 60 | 3 |
| DDT | 81 | 25 | 5 | PHY | 74 | 29 | 4 |
| ECO | 195 | 65 | 4 | POL | 18 | 6 | 1 |
| ELT | 105 | 35 | 4 | PSY | 591 | 197 | 11 |
| EMS | 314 | 113 | 18 | PTA | 171 | 76 | 5 |
| ENG | 915 | 323 | 26 | RAD | 160 | 48 | 7 |
| ENR | 20 | 5 | 1 | REL | 30 | 10 | 1 |
| HED | 24 | 8 | 1 | RPT | 117 | 39 | 5 |
| HIS | 669 | 223 | 17 | SPH | 663 | 221 | 13 |
| HPS | 48 | 16 | 1 | SUR | 12 | 3 | 1 |
| HUM | 84 | 28 | 2 | WDT | 528 | 176 | 30 |
| INT | 164 | 56 | 9 | WKO | 30 | 10 | 1 |
| LDR | 45 | 15 | 2 | | | | |

Summer 2023 Remedial



| Remedial Students | |
|--------------------------|----|
| Math Only | 69 |
| English Only | 24 |
| Math and English | 8 |

Summer 2023 Financial Aid



| Type Aid | Total |
|----------------------|----------------|
| Federal Work Study | \$10,170.00 |
| Institutional Grants | \$517,897.32 |
| Pell Grant | \$1,867,117.00 |
| SEOG | \$94,875.67 |
| State/Local Grants | \$173,311.19 |



Degrees Awarded – Summer 2023

| Program | CIP Code | STC | CER | AA | AS | AAS | Total |
|---|----------|-----|-----|----|----|-----|-------|
| Administrative Assistant and Secretarial Science, General. | 520401 | 5 | 0 | 0 | 0 | 5 | 10 |
| Child Care and Support Services Management. | 190708 | 10 | 2 | 0 | 0 | 3 | 15 |
| Computer and Information Sciences, General. | 110101 | 5 | 0 | 0 | 0 | 0 | 5 |
| Cosmetology/Cosmetologist, General. | 120401 | 8 | 17 | 0 | 0 | 0 | 25 |
| Criminal Justice/Police Science. | 430107 | 0 | 0 | 0 | 0 | 2 | 2 |
| Drafting and Design Technology/Technician, General. | 151301 | 1 | 0 | 0 | 0 | 2 | 3 |
| Electrician. | 460302 | 6 | 0 | 0 | 0 | 3 | 9 |
| Emergency Medical Technology/Technician (EMT Paramedic). | 510904 | 15 | 0 | 0 | 0 | 0 | 15 |
| General Studies. | 240102 | 39 | 0 | 0 | 33 | 0 | 72 |
| Heating, Ventilation, Air Conditioning and Refrigeration Engineering Technology/Technician. | 150501 | 5 | 2 | 0 | 0 | 3 | 10 |
| Industrial Mechanics and Maintenance Technology. | 470303 | 0 | 0 | 0 | 0 | 3 | 3 |
| Liberal Arts and Sciences/Liberal Studies. | 240101 | 0 | 0 | 4 | 0 | 0 | 4 |
| Licensed Practical/Vocational Nurse Training. | 513901 | 0 | 28 | 0 | 0 | 0 | 28 |
| Mason/Masonry. | 460101 | 1 | 0 | 0 | 0 | 0 | 1 |
| Medical/Clinical Assistant. | 510801 | 0 | 0 | 0 | 0 | 1 | 1 |
| Registered Nursing/Registered Nurse. | 513801 | 0 | 0 | 0 | 0 | 19 | 19 |
| Respiratory Care Therapy/Therapist. | 510908 | 0 | 0 | 0 | 0 | 2 | 2 |
| Welding Technology/Welder. | 480508 | 4 | 3 | 0 | 0 | 0 | 7 |

