



here it begins.

Summer Facts 2022



WALLACE
COMMUNITY
COLLEGE

Summary

Wallace Community College – Dothan (WCCD) enrolled 2,142 students in Summer 2022. The majority of students enrolled were female (71%), White (60%), and part-time (83%). The majority of students resided in Houston county (36%).

Programs with the highest enrollment included General Studies, Associate Degree Nursing, and Practical Nursing. In Summer 2022, there were 804 course sections offered totaling 31,084 credit hours.

994 students received Pell in Summer 2022 totaling \$1,740,961.00 with the average aid being \$1,751.47. The majority of students receiving Pell were female (81%), White (50%), and part-time (79%).

In Summer 2022 WCCD employed 97 full-time faculty with a cumulative credit hour production of 14,782 and 11 part-time with a cumulative credit hour production of 875.

Mission

George C. Wallace Community College – Dothan, a comprehensive community college, inspires and facilitates learning to prepare its constituents for current and emerging opportunities and to promote economic and social development.

Statement of Vision

Wallace Community College - Dothan will be a leading community college, nationally recognized for excellence and innovation in education and student success. The College will be the primary choice of citizens preparing for the job market, seeking an associate or advanced degree, and/or pursuing career advancement or personal development. College partnerships with area schools, business and industry, and governmental agencies will contribute to the enhancement of economic development and quality of life in the region.

Statement of Values

George C. Wallace Community College respects the diversity of its student body and recognizes the worth and potential of each student. Therefore, the College affirms the following values:

Commitment to Students—Belief in providing quality, accessible instruction, resources, and support services to enhance the growth and development of students.

Commitment to Faculty and Staff—Belief in the importance of providing a work and learning environment characterized by integrity, clear communications, open exchange of ideas, involvement in decision making, and respect for all individuals.

Commitment to Community—Belief in enhancing the economic vitality and quality of life for all citizens of the community.

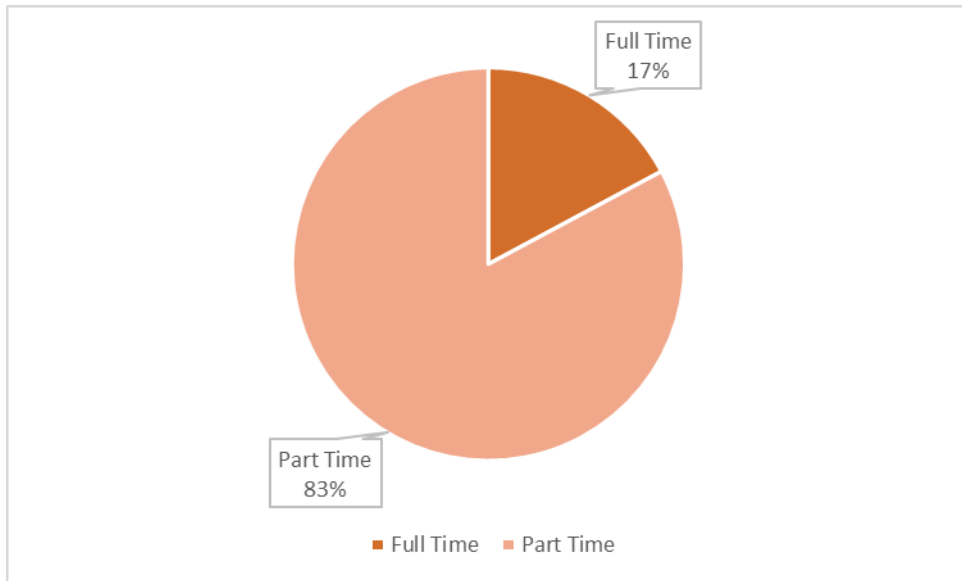
Commitment to Diversity—Belief in acknowledging and respecting the diversity of the community.

Commitment to Excellence— Belief in the pursuit of excellence in all College programs and services.

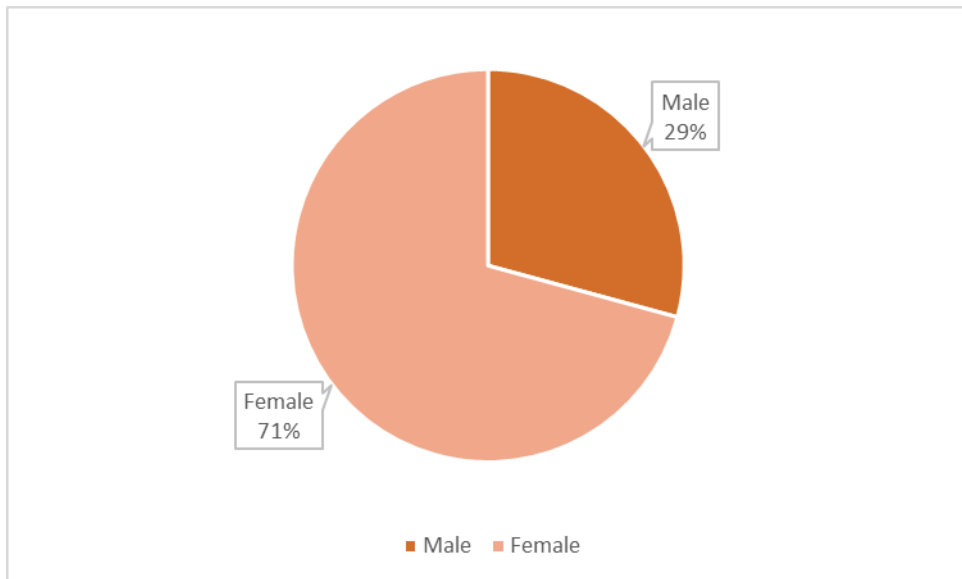
Summer 2022 Enrollment

Total Enrollment – 2,142
Credit Hours – 15,657 FTE – 1,043.8
Full-Time – 368 Part-Time – 1,774
Dual Enrollment - 135

Enrollment By Status



Enrollment By Gender



Summer 2022 Enrollment cont.

Top 5 Counties

County	Total
Houston	760
Dale	354
Barbour	209
Henry	181
Coffee	119



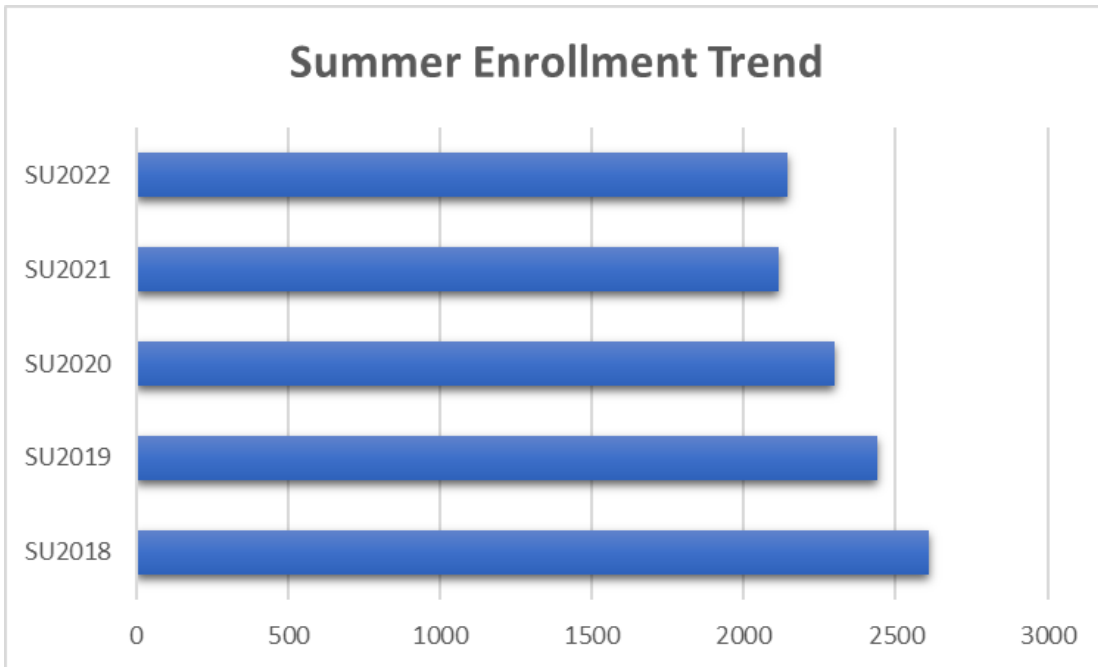
Top 5 High Schools

High School	Total
Dothan High	158
Rehobeth High	97
Eufaula High	91
Headland High	85
Carroll High	78

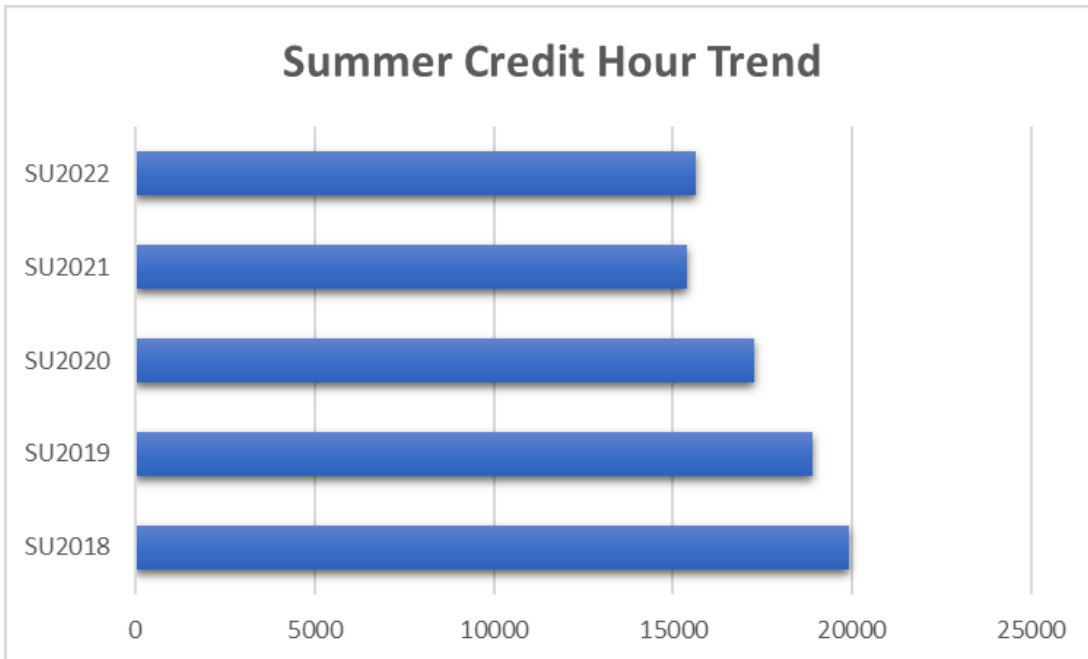
Age Categories	Headcount	Full-Time	Part-Time
Under 18	151	7	144
18 - 19	539	78	461
20 - 21	370	72	298
22 - 24	272	65	207
25 - 29	270	53	217
30 - 34	206	42	164
35 - 39	154	24	130
40 - 49	134	20	114
50 - 64	42	5	37
65 and over	4	2	2

Program Name	CIP Code	Headcount
Computer and Information Sciences, General.	11.0101	37
Cosmetology/Cosmetologist, General.	12.0401	102
Heating, Ventilation, Air Conditioning and Refrigeration Engineering Technology/Technician.	15.0501	42
Automotive Engineering Technology/Technician.	15.0803	14
Drafting and Design Technology/Technician, General.	15.1301	29
Child Care and Support Services Management.	19.0708	51
Liberal Arts and Sciences/Liberal Studies.	24.0101	61
General Studies.	24.0102	766
Criminal Justice/Police Science.	43.0107	43
Electrician.	46.0302	56
Industrial Mechanics and Maintenance Technology.	47.0303	36
Welding Technology/Welder.	48.0508	63
Medical/Clinical Assistant.	51.0801	44
Physical Therapy Technician/Assistant.	51.0806	21
Emergency Medical Technology/Technician (EMT Paramedic).	51.0904	39
Respiratory Care Therapy/Therapist.	51.0908	11
Surgical Technology/Technologist.	51.0909	5
Radiologic Technology/Science - Radiographer.	51.0911	15
Registered Nursing/Registered Nurse.	51.3801	278
Licensed Practical/Vocational Nurse Training.	51.3901	94
Administrative Assistant and Secretarial Science, General.	52.0401	71
Not Degree Seeking	90.0000	264

Summer Enrollment Trends



Summer 2022	Summer 2021	Summer 2020	Summer 2019	Summer 2018
2,142	2,112	2,297	2,437	2,611



Summer 2022	Summer 2021	Summer 2020	Summer 2019	Summer 2018
15,657	15,413	17,248	18,911	19,930

Summer 2022 Enrollment by Discipline

Discipline	Credit Hour Production	# Registrations	# Sections	Discipline	Credit Hour Production	# Registrations	# Sections
ACR	384	128	15	INT	223	77	9
ART	303	101	7	LDR	63	21	2
ASE	58	20	3	MAH	15	5	1
BIO	1424	356	27	MAT	192	73	14
BUS	402	134	11	MTH	1026	336	41
CHD	309	103	8	MUP	6	3	1
CHM	104	26	2	MUS	237	79	7
CIS	924	308	24	NUR	2403	416	62
COM	54	18	1	OAD	138	46	3
COS	849	283	17	ORI	406	192	12
CRJ	303	101	10	PHL	216	72	4
DDT	242	80	12	PHS	208	52	3
DPT	12	4	1	PHY	104	38	6
ECO	276	92	6	PSY	624	208	11
ELT	326	110	10	PTA	180	80	5
EMS	316	114	14	RAD	140	42	7
ENG	818	284	27	REL	45	15	1
ENR	28	7	1	RPT	90	30	5
HED	18	6	1	SPH	639	213	12
HIS	645	215	15	SUR	20	5	1
HPS	90	30	2	WDT	497	171	31
HUM	90	30	2	WKO	210	70	5

Summer 2022 Remedial

Remedial Students	
Math Only	52
English Only	18
Math and English	6

Summer 2022 Financial Aid

Type Aid	Total
Federal Work Study	\$16,705.00
Institutional Grants	\$488,171.12
Pell Grant	\$1,740,961.00
SEOG	\$104,738.28
Grand Total	\$2,350,575.40

Summer 2018			Summer 2019			Summer 2020		
Enrollment Headcount	Title IV Headcount	% with Title IV Aid	Enrollment Headcount	Title IV Headcount	% with Title IV Aid	Enrollment Headcount	Title IV Headcount	% with Title IV Aid
2,611	1,112	43%	2,437	844	35%	2,297	987	43%

Summer 2021			Summer 2022		
Enrollment Headcount	Title IV Headcount	% with Title IV Aid	Enrollment Headcount	Title IV Headcount	% with Title IV Aid
2,112	967	46%	2,142	994	46%

Degrees Awarded – Summer 2022

Program	CIP Code	STC	CER	AA	AS	AAS	Total
Computer and Information Sciences, General.	110101	2	0	0	0	0	2
Cosmetology/Cosmetologist, General.	120401	13	7	0	0	0	20
Heating, Ventilation, Air Conditioning and Refrigeration Engineering Technology/Technician.	150501	15	1	0	0	2	18
Drafting and Design Technology/Technician, General.	151301	4	0	0	0	1	5
Child Care and Support Services Management.	190708	3	4	0	0	4	11
Liberal Arts and Sciences/Liberal Studies.	240101	0	0	6	0	0	6
General Studies.	240102	31	0	0	30	0	61
Criminal Justice/Police Science.	430107	0	0	0	0	2	2
Electrician.	460302	7	0	0	0	6	13
Industrial Mechanics and Maintenance Technology/Technician.	470303	7	0	0	0	4	11
Welding Technology/Welder.	480508	8	5	0	0	0	13
Medical/Clinical Assistant.	510801	0	0	0	0	2	2
Emergency Medical Technology/Technician (EMT Paramedic).	510904	12	3	0	0	4	19
Registered Nursing/Registered Nurse.	513801	0	0	0	0	21	21
Licensed Practical/Vocational Nurse Training.	513901	0	15	0	0	0	15
Administrative Assistant and Secretarial Science, General.	520401	3	0	0	0	3	6
Report Total		105	35	6	30	49	225

