



WALLACE COMMUNITY COLLEGE

Your Future. Our Focus.

Spring Facts 2022



WALLACE
COMMUNITY
COLLEGE

Summary

Wallace Community College – Dothan (WCCD) enrolled 3,557 students in Spring 2022. The majority of students enrolled were female (67%), White (57%), and part-time (66%). The majority of students resided in Houston county (40%).

Programs with the highest enrollment included General Studies, Associate Degree Nursing, and Practical Nursing. In Spring 2022, there were 804 course sections offered totaling 31,084 credit hours.

1,666 students received Pell in Spring 2022 totaling \$3,509,328.00 with the average aid being \$2,106.44. The majority of students receiving Pell were female (78%), White (46%), and part-time (55%).

In Spring 2022 WCCD employed 114 full-time faculty with a cumulative credit hour production of 28,327 and 34 part-time with a cumulative credit hour production of 2,757.

Mission

George C. Wallace Community College – Dothan, a comprehensive community college, inspires and facilitates learning to prepare its constituents for current and emerging opportunities and to promote economic and social development.

Statement of Vision

Wallace Community College - Dothan will be a leading community college, nationally recognized for excellence and innovation in education and student success. The College will be the primary choice of citizens preparing for the job market, seeking an associate or advanced degree, and/or pursuing career advancement or personal development. College partnerships with area schools, business and industry, and governmental agencies will contribute to the enhancement of economic development and quality of life in the region.

Statement of Values

George C. Wallace Community College respects the diversity of its student body and recognizes the worth and potential of each student. Therefore, the College affirms the following values:

Commitment to Students—Belief in providing quality, accessible instruction, resources, and support services to enhance the growth and development of students.

Commitment to Faculty and Staff—Belief in the importance of providing a work and learning environment characterized by integrity, clear communications, open exchange of ideas, involvement in decision making, and respect for all individuals.

Commitment to Community—Belief in enhancing the economic vitality and quality of life for all citizens of the community.

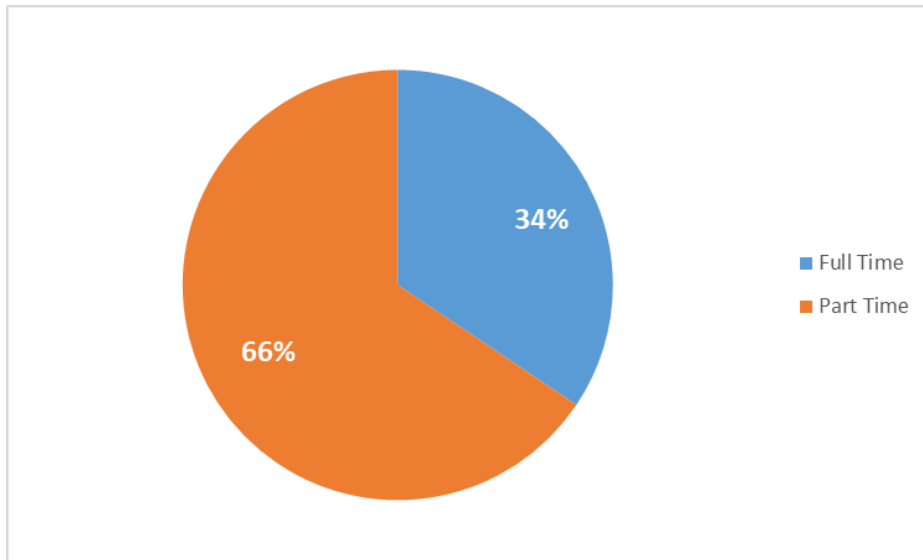
Commitment to Diversity—Belief in acknowledging and respecting the diversity of the community.

Commitment to Excellence— Belief in the pursuit of excellence in all College programs and services.

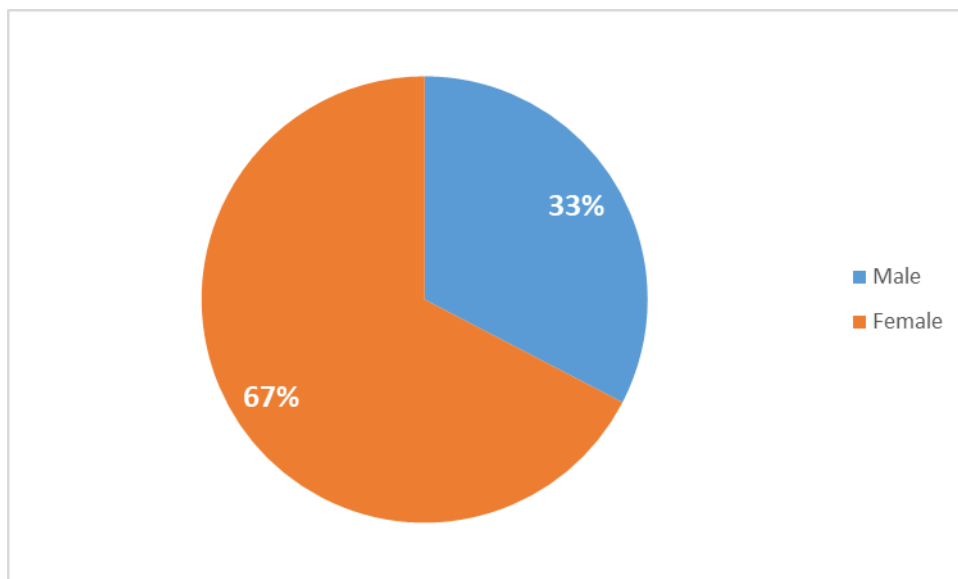
Spring 2022 Enrollment

Total Enrollment – 3,557
Credit Hours – 31,084 FTE – 2,072.3
Full-Time – 1,224 Part-Time – 2,333
Dual Enrollment - 620

Enrollment By Status



Enrollment By Gender



Spring 2022 Enrollment cont.

Top 5 Counties

County	Total
Houston	1,409
Dale	478
Barbour	358
Henry	323
Geneva	195



Top 5 High Schools

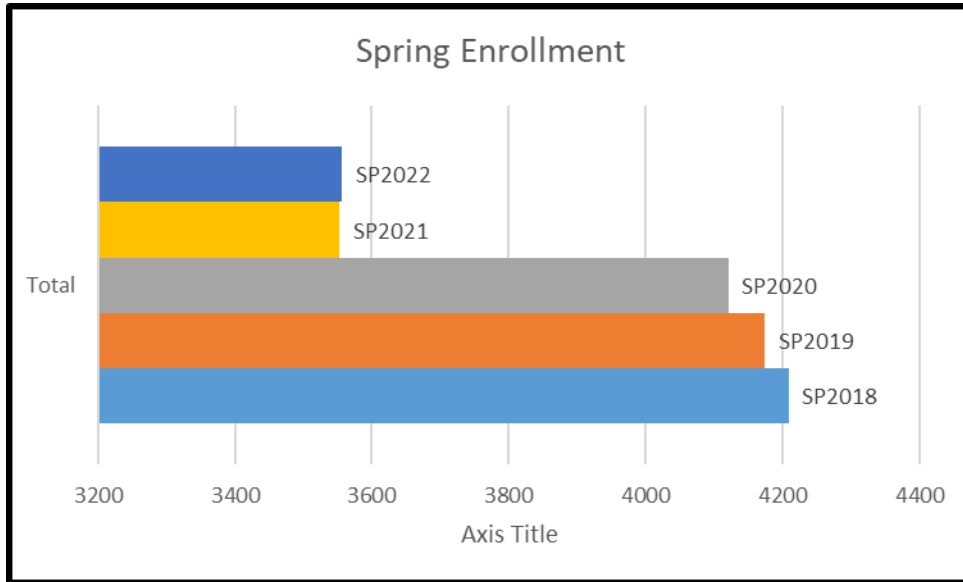
High School	Total
Dothan High	348
Rehobeth High	208
Eufaula High	172
Headland High	159
Carroll High	122

Age Categories	Headcount	Full-Time	Part-Time
Under 18	515	13	502
18 - 19	903	501	402
20 - 21	550	230	320
22 - 24	415	128	287
25 - 29	406	129	277
30 - 34	283	87	196
35 - 39	194	58	136
40 - 49	212	60	152
50 - 64	70	14	56
65 and over	9	4	5

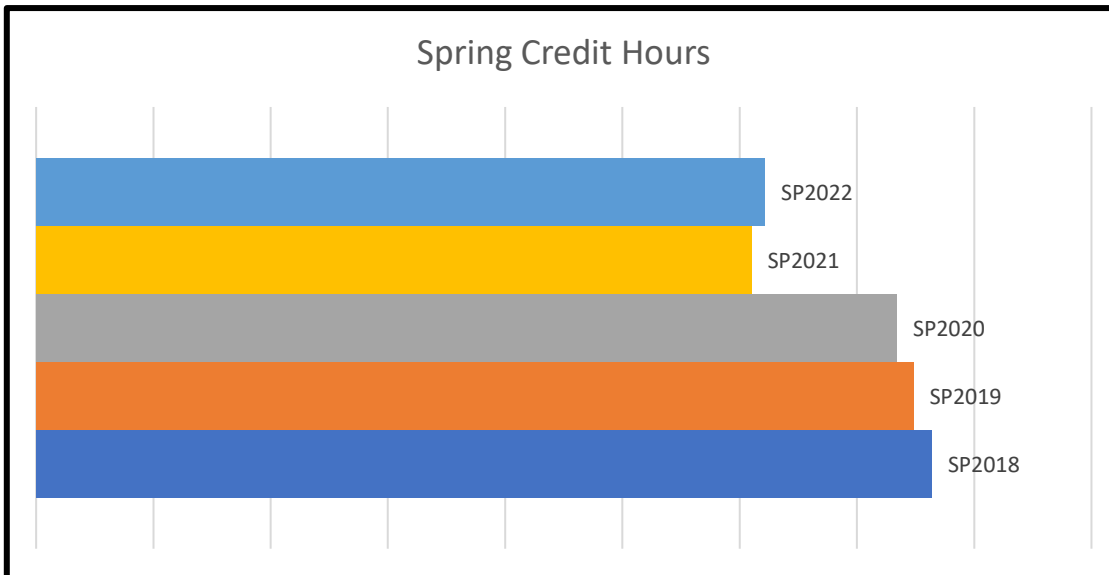
Program Name	CIP Code	Headcount	Hours*
Computer and Information Sciences, General.	110101	56	495
Cosmetology/Cosmetologist, General.	120401	109	1364
Heating, Ventilation, Air Conditioning and Refrigeration Engineering Technology/Technician.	150501	69	726
Automotive Engineering Technology/Technician.	150803	27	231
Drafting and Design Technology/Technician, General.	151301	39	392
Child Care and Support Services Management.	190708	71	684
Liberal Arts and Sciences/Liberal Studies.	240101	108	1068
General Studies.	240102	1264	12457
Criminal Justice/Police Science.	430107	72	764
Electrician.	460302	75	713
Industrial Mechanics and Maintenance Technology.	470303	39	437
Small Engine Mechanics and Repair Technology/Technician.	470606	14	134
Welding Technology/Welder.	480508	69	670
Cabinetmaking and Millwork.	480703	4	60
Medical/Clinical Assistant.	510801	76	663
Physical Therapy Technician/Assistant.	510806	44	393
Emergency Medical Technology/Technician (EMT Paramedic).	510904	56	592
Respiratory Care Therapy/Therapist.	510908	24	258
Surgical Technology/Technologist.	510909	8	93
Radiologic Technology/Science - Radiographer.	510911	34	384
Psychiatric/Mental Health Services Technician.	511502	1	3
Registered Nursing/Registered Nurse.	513801	433	3625
Licensed Practical/Vocational Nurse Training.	513901	124	1189
Administrative Assistant and Secretarial Science, General.	520401	110	1130
Undeclared	900000	631	2559

**The information in this field reflects the credit hours generated by the students who have the CIP Code listed as their major.*

Spring Enrollment Trends



SP2022	SP2021	SP2020	SP2019	SP2018
3,557	3,553	4,121	4,174	4,209



SP2022	SP2021	SP2020	SP2019	SP2018
31,084	30,513	36,713	37,419	38,196

Spring 2022 Enrollment by Discipline

Department Code	Credit Hour Production	# Registrations	# Course Sections
ACC	54.0	18	1
ACR	654.0	218	15
ACT	51.0	17	2
ART	909.0	303	18
ASE	241.0	83	9
BIO	2,956.0	739	38
BUS	822.0	274	20
CAB	60.0	20	5
CHD	552.0	184	17
CHM	144.0	36	3
CIS	1,800.0	600	34
COM	72.0	24	1
COS	1,038.0	346	17
CRJ	600.0	200	20
DDT	343.0	113	16
DPT	33.0	11	1
ECO	387.0	129	7
ELT	449.0	157	12
EMS	550.0	198	24
ENG	2,109.0	727	56
ENR	100.0	25	3
GEO	45.0	15	1
HED	57.0	19	1
HIS	1,446.0	482	26
HPS	135.0	45	2
HUM	198.0	66	3
INT	369.0	127	14

Department Code	Credit Hour Production	# Registrations	# Course Sections
LDR	129.0	43	3
MAH	60.0	20	1
MAT	454.0	158	23
MTH	2,299.0	773	83
MUL	77.0	47	13
MUP	42.0	21	11
MUS	476.0	157	12
NUR	4,248.0	882	108
OAD	249.0	83	5
ORI	834.0	392	26
PHL	357.0	119	7
PHS	436.0	109	6
PHY	35.0	14	2
POL	27.0	9	1
PSY	1,701.0	567	27
PTA	356.0	150	14
RAD	340.0	77	8
REL	51.0	17	1
RPT	228.0	84	10
SER	134.0	46	5
SOC	177.0	59	2
SPC	66.0	22	1
SPH	1,146.0	382	22
SUR	65.0	19	5
THR	69.0	27	6
WDT	710.0	244	33
WKO	144.0	48	3

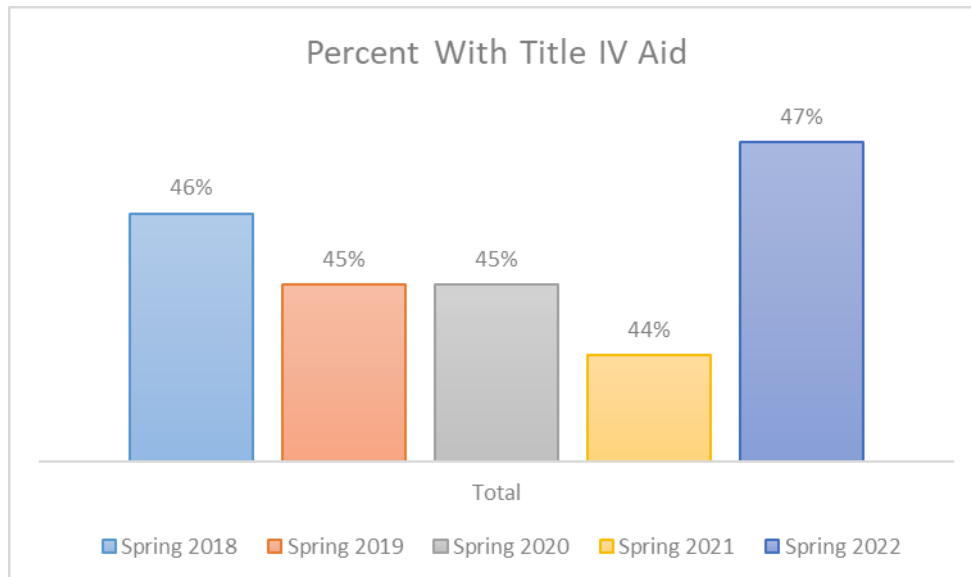
Spring 2022 Remedial

Remedial Students	
Math Only	151
English Only	45
Math and English	16

Spring 2022 Financial Aid

Type Aid	Total
Federal Work Study	\$32,113.22
Institutional Grants	\$896,025.27
Pell Grant	\$3,509,328.00
SEOG	\$50,527.71
Grand Total	\$ 4,487,994.20

Spring 2018			Spring 2019			Spring 2020			Spring 2021			Spring 2022		
Enrollment Headcount	Title IV Headcount	% with Title IV Aid	Enrollment Headcount	Title IV Headcount	% with Title IV Aid	Enrollment Headcount	Title IV Headcount	% with Title IV Aid	Enrollment Headcount	Title IV Headcount	% with Title IV Aid	Enrollment Headcount	Title IV Headcount	% with Title IV Aid
4,209	1,951	46%	4,174	1,864	45%	4,121	1,869	45%	3,533	1,568	44%	3,557	1,667	47%



Degrees Awarded – Spring 2022

Program	CIP Code	STC	CER	AA	AS	AAS	Total
Computer and Information Sciences, General.	110101	4	0	0	0	1	5
Cosmetology/Cosmetologist, General.	120401	7	13	0	0	0	20
Heating, Ventilation, Air Conditioning and Refrigeration Engineering Technology/Technician.	150501	0	1	0	0	2	3
Automotive Engineering Technology/Technician.	150803	0	0	0	0	1	1
Drafting and Design Technology/Technician, General.	151301	0	1	0	0	2	3
Child Care and Support Services Management.	190708	21	5	0	0	6	32
Liberal Arts and Sciences/Liberal Studies.	240101	0	0	11	0	0	11
General Studies.	240102	32	0	0	50	0	82
Criminal Justice/Police Science.	430107	0	0	0	0	6	6
Electrician.	460302	2	0	0	0	1	3
Industrial Mechanics and Maintenance Technology.	470303	1	0	0	0	3	4
Small Engine Mechanics and Repair Technology/Technician.	470606	11	0	0	0	0	11
Welding Technology/Welder.	480508	13	3	0	0	0	16
Cabinetmaking and Millwork.	480703	4	0	0	0	0	4
Medical/Clinical Assistant.	510801	5	0	0	0	5	10
Physical Therapy Technician/Assistant.	510806	0	0	0	0	18	18
Emergency Medical Technology/Technician (EMT Paramedic).	510904	20	2	0	0	3	25
Respiratory Care Therapy/Therapist.	510908	0	0	0	0	12	12
Surgical Technology/Technologist.	510909	0	0	0	0	3	3
Radiologic Technology/Science - Radiographer.	510911	0	0	0	0	16	16
Registered Nursing/Registered Nurse.	513801	0	0	0	0	69	69
Administrative Assistant and Secretarial Science, General.	520401	8	0	0	0	8	16

