



here it begins.

Fall Facts 2022



WALLACE
COMMUNITY
COLLEGE

Summary

Wallace Community College – Dothan (WCCD) enrolled 3,833 students in Fall 2022. The majority of students enrolled were female (69%), White (58%), and enrolled part-time (67%). The majority of students resided in Houston county (39%).

Programs with the highest enrollment included General Studies, Associate Degree Nursing, and Cosmetology. In Fall 2022, there were 807 course sections offered totaling 33,103 credit hours.

1,819 students received Pell in Fall 2022 totaling \$4,028,937 with the average aid being \$2,214.92. The majority of students receiving Pell were female (78%), White (47%), and part-time (56%).

In Fall 2022 WCCD employed 115 full-time faculty with a cumulative credit hour production of 29,561 and 33 part-time with a cumulative credit hour production of 3,542.

Mission

George C. Wallace Community College – Dothan, a comprehensive community college, inspires and facilitates learning to prepare its constituents for current and emerging opportunities and to promote economic and social development.

Statement of Vision

Wallace Community College - Dothan will be a leading community college, nationally recognized for excellence and innovation in education and student success. The College will be the primary choice of citizens preparing for the job market, seeking an associate or advanced degree, and/or pursuing career advancement or personal development. College partnerships with area schools, business and industry, and governmental agencies will contribute to the enhancement of economic development and quality of life in the region.

Statement of Values

George C. Wallace Community College respects the diversity of its student body and recognizes the worth and potential of each student. Therefore, the College affirms the following values:

Commitment to Students—Belief in providing quality, accessible instruction, resources, and support services to enhance the growth and development of students.

Commitment to Faculty and Staff—Belief in the importance of providing a work and learning environment characterized by integrity, clear communications, open exchange of ideas, involvement in decision making, and respect for all individuals.

Commitment to Community—Belief in enhancing the economic vitality and quality of life for all citizens of the community.

Commitment to Diversity—Belief in acknowledging and respecting the diversity of the community.

Commitment to Excellence— Belief in the pursuit of excellence in all College programs and services.

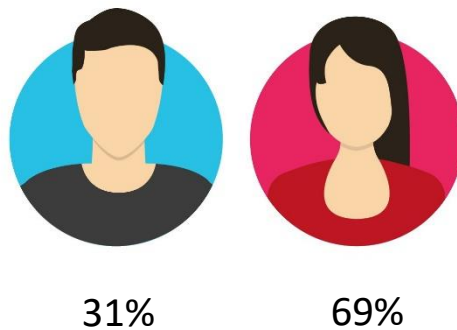
Fall 2022 Enrollment

Total Enrollment – 3,833
 Full-Time – 1,259 Part-Time – 2,574
 Dual Enrollment - 754

Enrollment By Status



Enrollment By Gender



Race	Total	Race	Total
Non-Resident Alien	6	Asian	42
Hispanic/Latino	240	White	2235
American Indian/Alaskan Native	8	Two or more races	160
Native Hawaiiin/Pacific Islander	6	Unknown	32
Black/African American	1104		

Fall 2022 Enrollment cont.

Top 5 Counties

County	Total
Houston	1,511
Dale	581
Barbour	346
Henry	306
Geneva	216



Age Categories	Headcount	Full-Time	Part-Time
Under 18	764	28	736
18 - 19	971	597	374
20 - 21	544	215	329
22 - 24	422	127	295
25 - 29	402	117	285
30 - 34	270	69	201
35 - 39	205	50	155
40 - 49	184	43	141
50 - 64	67	13	54
65 and over	4	0	4

Top 5 High Schools

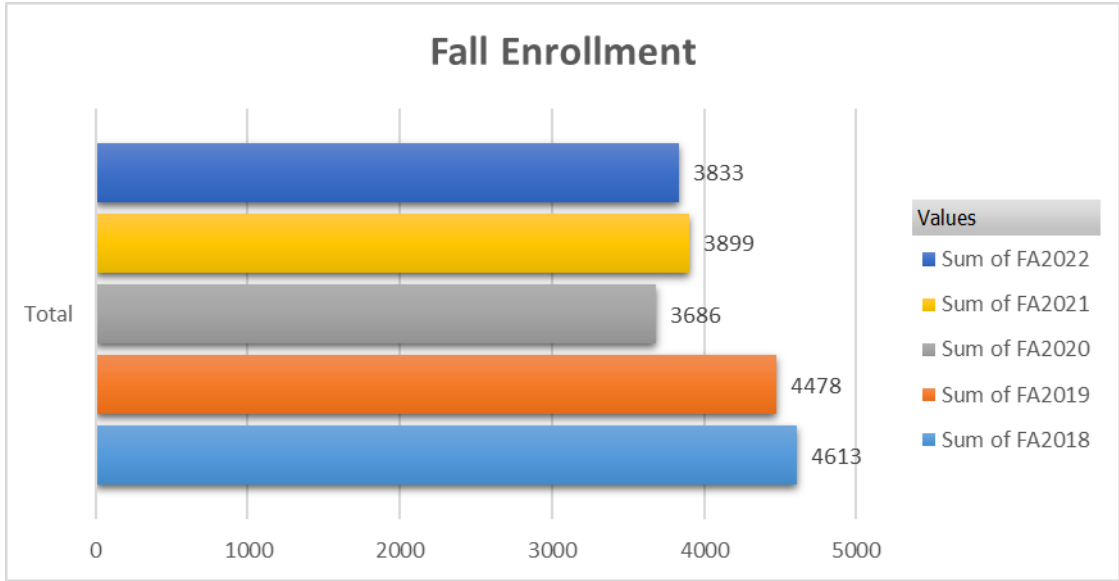


High School	Total
Dothan High	406
Rehobeth High	241
Eufaula High	205
Headland High	179
Carroll High	156

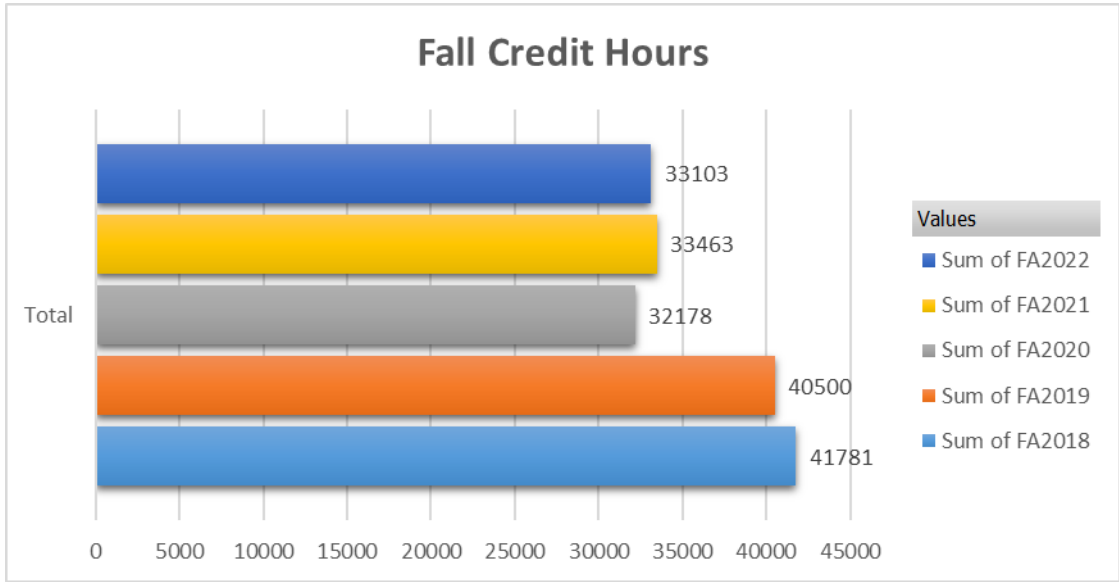
Program Name	CIP Code	Headcount	Hours*
Administrative Assistant and Secretarial Science, General.	520401	133	1412
Automotive Engineering Technology/Technician.	150803	31	289
Child Care and Support Services Management.	190708	65	626
Computer and Information Sciences, General.	110101	60	570
Cosmetology/Cosmetologist, General.	120401	142	1658
Criminal Justice/Police Science.	430107	58	582
Drafting and Design Technology/Technician, General.	151301	20	213
Electrician.	460302	55	545
Emergency Medical Technology/Technician (EMT Paramedic).	510904	55	553
General Studies.	240102	1337	13318
Heating, Ventilation, Air Conditioning and Refrigeration Engineering Technology/Technician.	150501	52	585
Industrial Mechanics and Maintenance Technology.	470303	34	332
Liberal Arts and Sciences/Liberal Studies.	240101	132	1422
Licensed Practical/Vocational Nurse Training.	513901	120	1059
Medical/Clinical Assistant.	510801	81	822
Physical Therapy Technician/Assistant.	510806	47	493
Radiologic Technology/Science - Radiographer.	510911	41	422
Registered Nursing/Registered Nurse.	513801	477	3577
Respiratory Care Therapy/Therapist.	510908	27	346
Surgical Technology/Technologist.	510909	9	84
Undeclared	900000	761	3231
Welding Technology/Welder.	480508	96	964

*The information in this field reflects the credit hours generated by the students who have the CIP Code listed as their major.

Fall Enrollment Trends



FA2022	FA2021	FA2020	FA2019	FA2018
3,833	3,899	3,686	4,478	4,613



FA2022	FA2021	FA2020	FA2019	FA2018
33,103	33,463	32,178	40,500	41,781

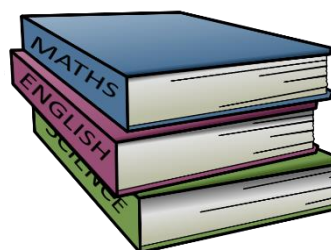
Fall 2022 Enrollment by Discipline

Discipline	Credit Hour Production	Total Registration	# Sections
ACC	54	18	1
ACR	462	154	11
ACT	72	24	2
ART	996	332	18
ASE	249	83	11
BIO	3144	786	39
BUS	870	290	20
CHD	501	167	17
CHM	104	26	2
CIS	1980	660	36
COM	63	21	1
COS	1200	400	17
CRJ	492	164	16
DDT	140	48	7
DPT	72	24	2
ECO	366	122	7
ELT	336	112	7
EMS	580	227	25
ENG	2751	947	61
ENR	140	35	3
GEO	45	15	1
HED	42	14	1
HIS	1380	460	25
HPS	144	48	2
HUM	165	55	3
INT	293	103	12

Discipline	Credit Hour Production	Total Registration	# Sections
LDR	111	37	4
MAH	96	32	2
MAS	78	26	4
MAT	617	210	24
MTH	2816	938	88
MUL	85	50	11
MUP	46	23	11
MUS	567	189	13
NUR	3965	1006	116
OAD	228	76	6
ORI	1307	581	30
PHL	513	171	8
PHS	472	118	6
PHY	40	16	2
POL	126	42	3
PSY	1692	564	24
PTA	437	188	10
RAD	410	140	13
RPT	315	126	13
SOC	258	86	3
SPC	87	29	2
SPH	972	324	17
SUR	51	16	4
THR	79	31	4
WDT	995	335	39
WKO	99	33	3

Fall 2022 Remedial

Remedial Students	
Math Only	210
English Only	54
Math and English	26



Fall 2022 Financial Aid



Type Aid	Total
Pell	\$4,028,937.00
SEOG	\$52,410.69
Federal Work Study	\$30,357.50
Institutional Grants	\$1,169,527.67
State/Local Grants	\$492,620.84

Degrees Awarded – Fall 2022



Program	CIP Code	STC	CER	AA	AS	AAS	Total
Administrative Assistant and Secretarial Science, General.	520401	9	0	0	0	7	16
Automotive Engineering Technology/Technician.	150803	1	1	0	0	1	3
Child Care and Support Services Management.	190708	8	2	0	0	4	14
Computer and Information Sciences, General.	110101	2	0	0	0	0	2
Cosmetology/Cosmetologist, General.	120401	8	16	0	0	0	24
Criminal Justice/Police Science.	430107	0	0	0	0	4	4
Drafting and Design Technology/Technician, General.	151301	4	1	0	0	3	8
Electrician.	460302	1	0	0	0	1	2
Emergency Medical Technology/Technician (EMT Paramedic).	510904	21	0	0	0	0	21
General Studies.	240102	25	0	0	22	0	47
Heating, Ventilation, Air Conditioning and Refrigeration Engineering Technology/Technician.	150501	12	4	0	0	4	20
Industrial Mechanics and Maintenance Technology.	470303	6	0	0	0	3	9
Liberal Arts and Sciences/Liberal Studies.	240101	0	0	11	0	0	11
Licensed Practical/Vocational Nurse Training.	513901	0	32	0	0	0	32
Medical/Clinical Assistant.	510801	5	0	0	0	2	7
Registered Nursing/Registered Nurse.	513801	0	0	0	0	68	68
Welding Technology/Welder.	480508	2	2	0	0	0	4

