



WALLACE
COMMUNITY
COLLEGE
Dothan • Eufaula

Fall Facts 2021



WALLACE
COMMUNITY
COLLEGE

Summary

Wallace Community College – Dothan (WCCD) enrolled 3,899 students in Fall 2021. The majority of students enrolled were female (68%), White (59%), and enrolled part-time (67%). The majority of students resided in Houston county (41%).

Programs with the highest enrollment included General Studies, Associate Degree Nursing, and Practical Nursing. In Fall 2021, there were 852 course sections offered totaling 33,463 credit hours.

1,823 students received Pell in Fall 2021 totaling \$3,694,757 with the average aid being \$2,026.75. The majority of students receiving Pell were female (79%), White (46%), and part-time (56%).

In Fall 2021 WCCD employed 123 full-time faculty with a cumulative credit hour production of 30,126 and 35 part-time with a cumulative credit hour production of 3,337.

Mission

George C. Wallace Community College – Dothan, a comprehensive community college, inspires and facilitates learning to prepare its constituents for current and emerging opportunities and to promote economic and social development.

Statement of Vision

Wallace Community College - Dothan will be a leading community college, nationally recognized for excellence and innovation in education and student success. The College will be the primary choice of citizens preparing for the job market, seeking an associate or advanced degree, and/or pursuing career advancement or personal development. College partnerships with area schools, business and industry, and governmental agencies will contribute to the enhancement of economic development and quality of life in the region.

Statement of Values

George C. Wallace Community College respects the diversity of its student body and recognizes the worth and potential of each student. Therefore, the College affirms the following values:

Commitment to Students—Belief in providing quality, accessible instruction, resources, and support services to enhance the growth and development of students.

Commitment to Faculty and Staff—Belief in the importance of providing a work and learning environment characterized by integrity, clear communications, open exchange of ideas, involvement in decision making, and respect for all individuals.

Commitment to Community—Belief in enhancing the economic vitality and quality of life for all citizens of the community.

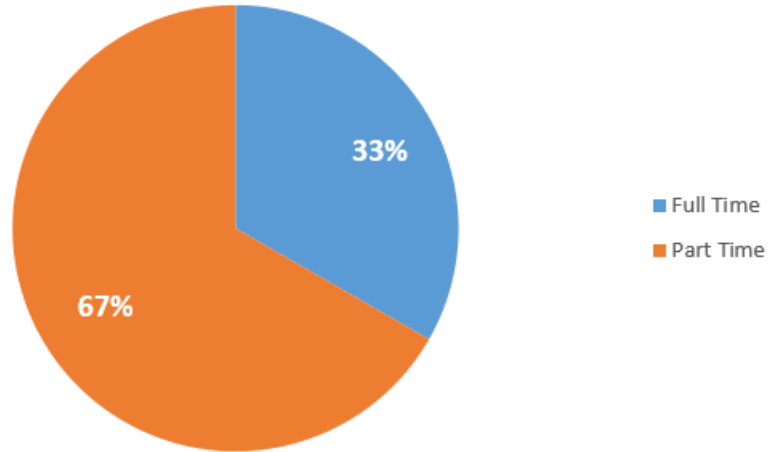
Commitment to Diversity—Belief in acknowledging and respecting the diversity of the community.

Commitment to Excellence— Belief in the pursuit of excellence in all College programs and services.

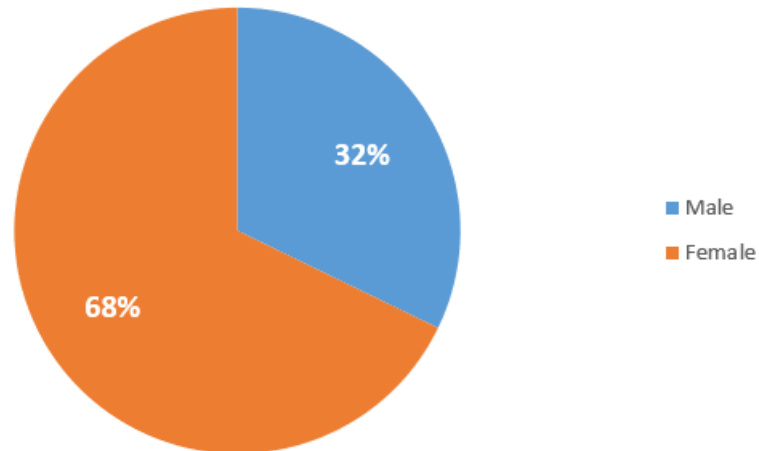
Fall 2021 Enrollment

Total Enrollment – 3,899
 Full-Time – 1,298 Part-Time – 2,601
 Dual Enrollment - 693

Enrollment By Status



Enrollment By Gender



Race	Total	Race	Total
Hispanic/Latino	201	Asian	38
American Indian/Alaskan Native	8	White	2,293
Native Hawaiian/Pacific Islander	3	Two or More	134
Black/African American	1,141	Unknown	75
Non-Resident Alien	6		

Fall 2021 Enrollment cont.

Top 5 Counties

County	Total
Houston	1,582
Dale	540
Barbour	391
Henry	341
Geneva	230



Top 5 High Schools

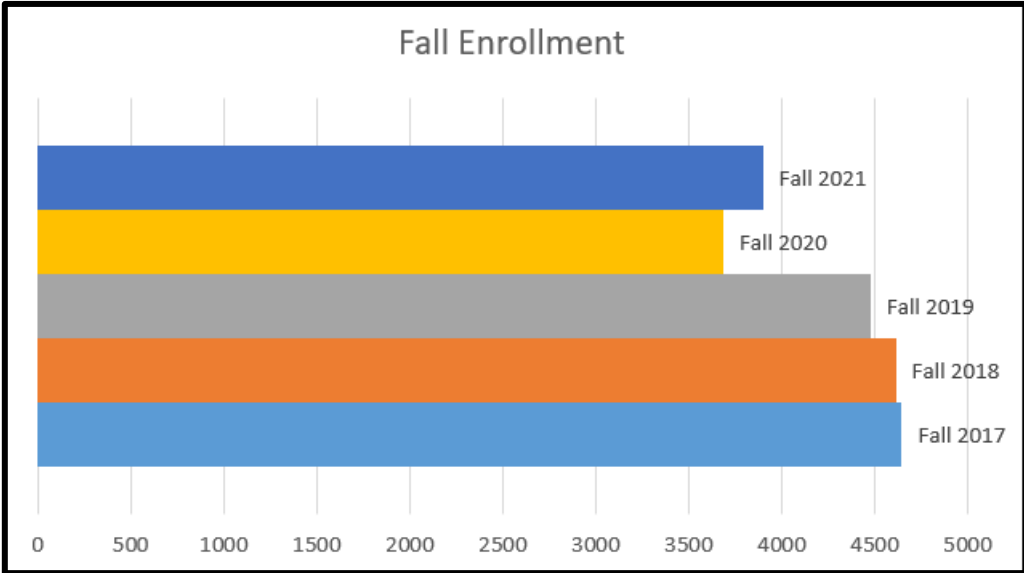
High School	Total
Dothan High	380
Rehobeth High	225
Eufaula High	206
Headland High	184
Carroll High	140

Age Categories	Headcount	Full-Time	Part-Time
Under 18	706	23	683
18 - 19	1001	618	383
20 - 21	564	205	359
22 - 24	420	138	282
25 - 29	424	116	308
30 - 34	284	71	213
35 - 39	205	48	157
40 - 49	206	59	147
50 - 64	84	19	65
65 and over	5	1	4

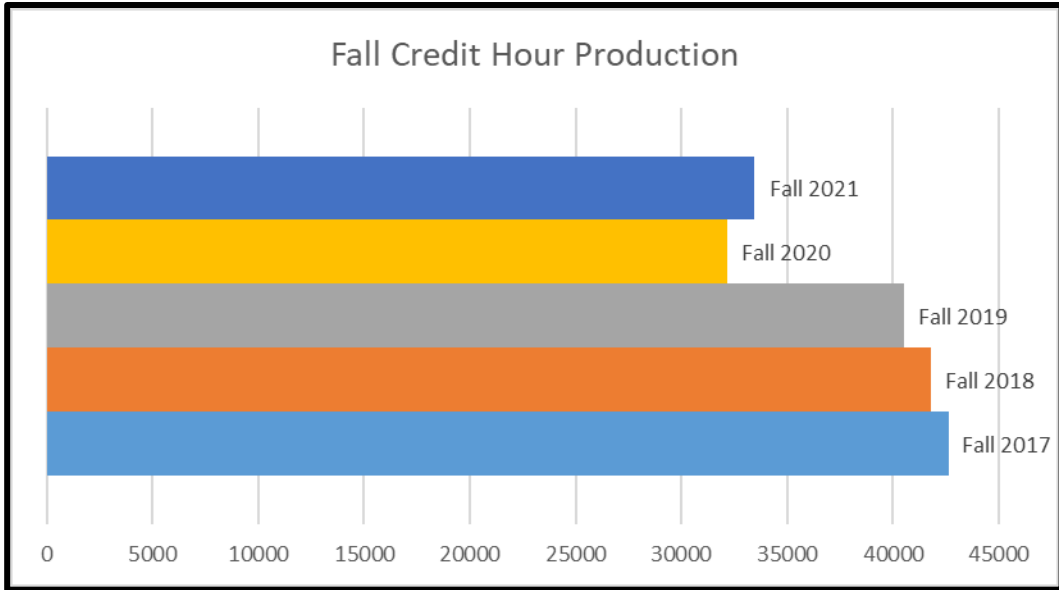
Program Name	CIP Code	Headcount	Hours*
Administrative Assistant and Secretarial Science, General.	520401	123	1237
Automotive Engineering Technology/Technician.	150803	26	257
Cabinetmaking and Millwork.	480703	14	168
Child Care and Support Services Management.	190708	73	724
Computer and Information Sciences, General.	110101	56	534
Cosmetology/Cosmetologist, General.	120401	119	1396
Criminal Justice/Police Science.	430107	68	710
Drafting and Design Technology/Technician, General.	151301	40	355
Electrician.	460302	70	661
Emergency Medical Technology/Technician (EMT Paramedic).	510904	74	730
General Studies.	240102	1399	13816
Heating, Ventilation, Air Conditioning and Refrigeration Engineering Technology/Technician.	150501	60	614
Industrial Mechanics and Maintenance Technology.	470303	45	453
Liberal Arts and Sciences/Liberal Studies.	240101	105	1032
Licensed Practical/Vocational Nurse Training.	513901	149	1352
Medical/Clinical Assistant.	510801	100	925
Physical Therapy Technician/Assistant.	510806	45	469
Psychiatric/Mental Health Services Technician.	511502	3	21
Radiologic Technology/Science - Radiographer.	510911	46	485
Registered Nursing/Registered Nurse.	513801	427	3243
Respiratory Care Therapy/Therapist.	510908	26	288
Small Engine Mechanics and Repair Technology/Technician.	470606	26	168
Surgical Technology/Technologist.	510909	9	98
Undeclared	900000	708	2825
Welding Technology/Welder.	480508	88	902

*The information in this field reflects the credit hours generated by the students who have the CIP Code listed as their major.

Fall Enrollment Trends



FA2021	FA2020	FA2019	FA2018	FA2017
3,899	3,686	4,478	4,613	4,647



FA2021	FA2020	FA2019	FA2018	FA2017
33,463	32,178	40,500	41,781	42,626

Fall 2021 Enrollment by Discipline

Discipline	CIP Code	Total Registrations	Credit Hour Production
ACC	52.0301	14	42
ACR	15.0501	147	441
ACT	52.0302	33	99
ART	50.0701	319	957
ASE	15.0803	63	189
BIO	26.0101	745	2980
BUS	52.0201	334	1002
CAB	48.0703	56	168
CHD	19.0708	164	492
CHM	40.0501	25	100
CIS	11.0101	635	1905
COM	23.0101	22	66
COS	12.0401	347	1041
CRJ	43.0107	158	474
DDT	15.1301	75	221
DPT	11.0101	11	33
ECO	45.0601	138	414
ELT	46.0302	150	446
EMS	51.0904	267	737
ENG	23.0101	951	2765
ENR	32.0199	46	184
GEO	45.0701	11	33
HED	34.0199	23	69
HIS	54.0101	531	1593
HPS	51.9999	58	174
HUM	24.0103	71	213
INT	47.0303	114	330

Discipline	CIP Code	Total Registrations	Credit Hour Production
LDR	52.0213	37	111
MAH	27.0101	22	66
MAS	46.0101	0	0
MAT	51.0801	198	586
MTH	27.0101	903	2686
MUL	50.0901	36	63
MUP	50.0903	28	54
MUS	50.0902	184	559
NUR	51.3801	1039	4027
OAD	52.0401	76	228
ORI	37.0103	595	1269
PHL	38.0101	104	312
PHS	40.0101	106	424
PHY	40.0801	0	0
POL	45.1001	32	96
PSY	42.0101	619	1857
PTA	51.0806	176	416
RAD	51.0911	152	460
RPT	51.0908	113	277
SER	47.0606	56	168
SOC	45.1101	82	246
SPC	23.1001	27	81
SPH	23.1001	376	1128
SUR	51.0909	18	60
THR	50.0501	33	88
WDT	48.0508	294	868
WKO	32.0199	55	165

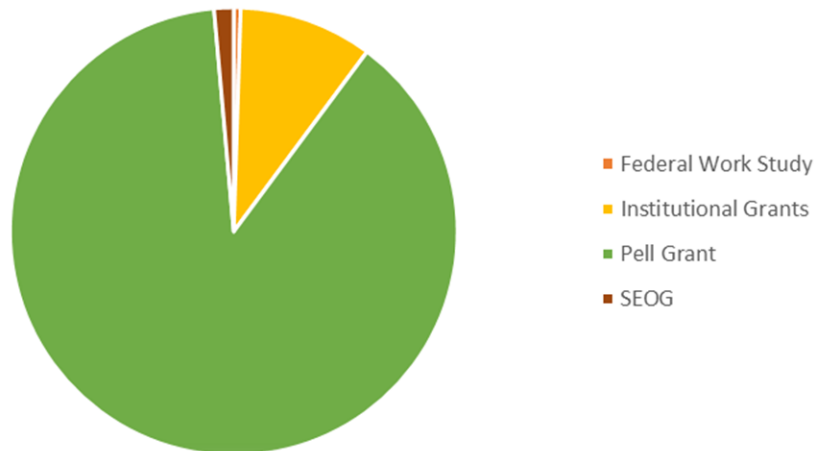
Fall 2021 Remedial

Remedial Students	
Math Only	173
English Only	57
Math and English	33

Fall 2021 Financial Aid

Type Aid	Total
Federal Work Study	\$ 20,929.20
Institutional Grants	\$ 403,579.00
Pell Grant	\$3,694,757.00
SEOG	\$ 59,120.79
Grand Total	\$4,178,385.99

Fall 2021 Financial Aid



Degrees Awarded – Fall 2021

Program	CIP Code	STC	CER	AA	AS	AAS	Total
Computer and Information Sciences, General.	110101	2	0	0	0	3	5
Cosmetology/Cosmetologist, General.	120401	7	19	0	0	0	26
Heating, Ventilation, Air Conditioning and Refrigeration Engineering Technology/Technician.	150501	1	3	0	0	2	6
Automotive Engineering Technology/Technician.	150803	1	0	0	0	0	1
Drafting and Design Technology/Technician, General.	151301	3	3	0	0	3	9
Child Care and Support Services Management.	190708	5	4	0	0	4	13
Liberal Arts and Sciences/Liberal Studies.	240101	0	0	8	0	0	8
General Studies.	240102	40	0	0	25	0	65
Criminal Justice/Police Science.	430107	0	0	0	0	8	8
Electrician.	460302	1	0	0	0	2	3
Industrial Mechanics and Maintenance Technology.	470303	11	0	0	0	4	15
Welding Technology/Welder.	480508	4	4	0	0	0	8
Cabinetmaking and Millwork.	480703	3	0	0	0	0	3
Medical/Clinical Assistant.	510801	2	0	0	0	2	4
Emergency Medical Technology/Technician (EMT Paramedic).	510904	27	0	0	0	0	27
Registered Nursing/Registered Nurse.	513801	0	0	0	0	58	58
Licensed Practical/Vocational Nurse Training.	513901	0	36	0	0	0	36
Administrative Assistant and Secretarial Science, General.	520401	12	0	0	0	11	23

