



# Fall Facts 2020



WALLACE  
COMMUNITY  
COLLEGE

## Summary

Wallace Community College – Dothan (WCCD) enrolled 3,686 students in Fall 2020. The majority of students enrolled were female (67%), White (63%), and enrolled part-time (67%). The majority of students resided in Houston county (40%). WCCD enrolled 594 first-time freshmen in Fall 2020 (16%).

Programs with the highest enrollment included General Studies, Associate Degree Nursing, and Liberal Arts. In Fall 2020, there were 864 course sections offered totaling 32,178 credit hours.

1,538 students received Pell in Fall 2020 totaling \$3,224,905 with the average aid being \$2,096.82. The majority of students receiving Pell were female (78%), White (49%), and part-time (53%).

In Fall 2020 WCCD employed 130 full-time faculty with a cumulative credit hour production of 29,025 and 40 part-time with a cumulative credit hour production of 3,153.

### Mission

George C. Wallace Community College – Dothan, a comprehensive community college, inspires and facilitates learning to prepare its constituents for current and emerging opportunities and to promote economic and social development.

### Statement of Vision

Wallace Community College - Dothan will be a leading community college, nationally recognized for excellence and innovation in education and student success. The College will be the primary choice of citizens preparing for the job market, seeking an associate or advanced degree, and/or pursuing career advancement or personal development. College partnerships with area schools, business and industry, and governmental agencies will contribute to the enhancement of economic development and quality of life in the region.

### Statement of Values

George C. Wallace Community College respects the diversity of its student body and recognizes the worth and potential of each student. Therefore, the College affirms the following values:

**Commitment to Students**—Belief in providing quality, accessible instruction, resources, and support services to enhance the growth and development of students.

**Commitment to Faculty and Staff**—Belief in the importance of providing a work and learning environment characterized by integrity, clear communications, open exchange of ideas, involvement in decision making, and respect for all individuals.

**Commitment to Community**—Belief in enhancing the economic vitality and quality of life for all citizens of the community.

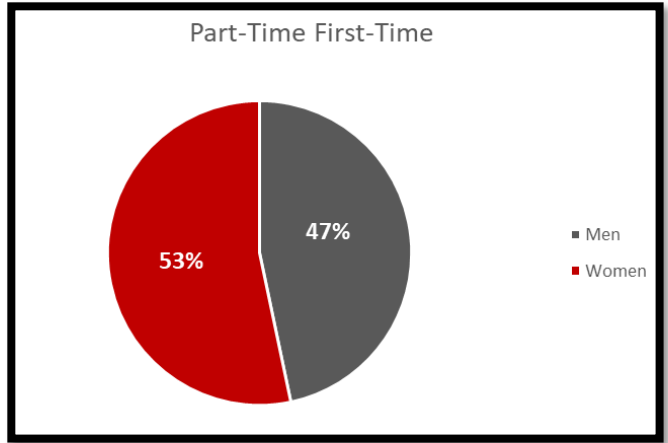
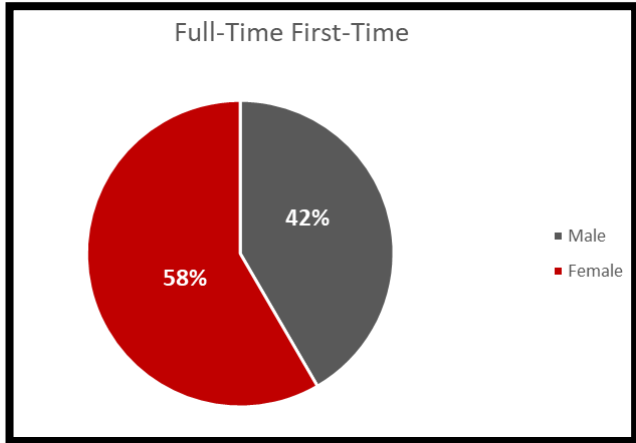
**Commitment to Diversity**—Belief in acknowledging and respecting the diversity of the community.

**Commitment to Excellence**— Belief in the pursuit of excellence in all College programs and services.

## Fall 2020 Enrollment

Total Enrollment – 3,686  
 Full-Time – 1,216      Part-Time – 2,470  
 Dual Enrollment - 680

Fall 2020 First-Time Freshmen				
Full-Time			Part-Time	
Male	159		Men	99
Female	223		Women	113
<b>Grand Total 594</b>				



Race	Total	Race	Total
Hispanic/Latino	153	Asian	42
American Indian/Alaskan Native	10	White	2,254
Native Hawaiian/Pacific Islander	2	Two or More	102
Black/African American	1,003	Unknown	105
Non-Resident Alien	15		

## Fall 2020 Enrollment cont.

### Top 5 Counties

County	Total
Houston	1,464
Dale	539
Barbour	382
Henry	346
Geneva	228



### Top 5 High Schools

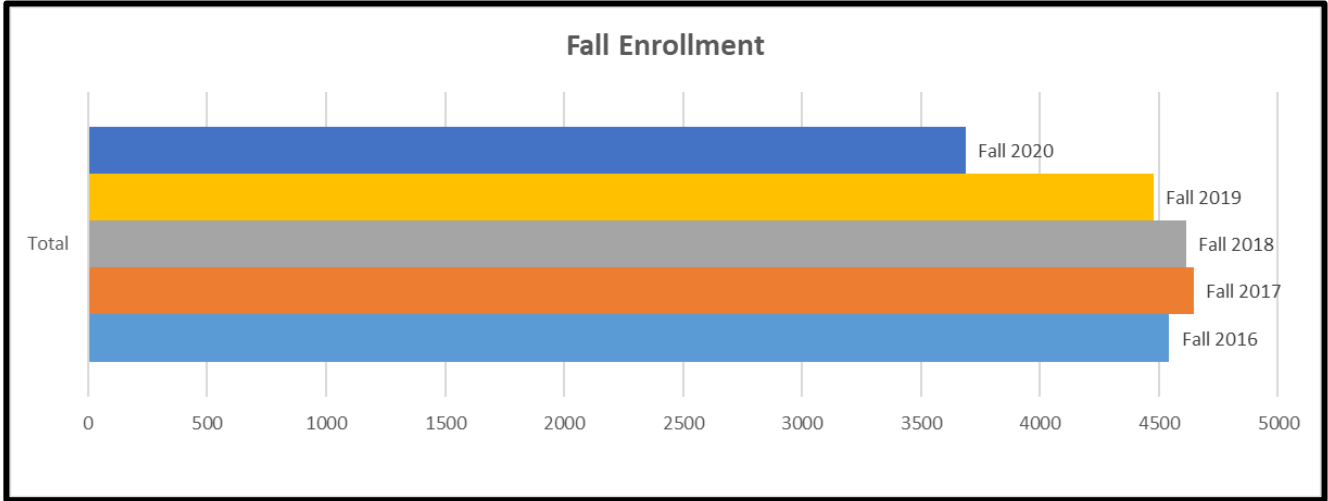
High School	Total
DOTHAN HIGH SCHOOL	341
REHOBETH HIGH SCHOOL	203
HEADLAND HIGH SCHOOL	182
EUFAULA HIGH SCHOOL	181
NORTHVIEW HIGH SCHOOL	127

Age Categories	Headcount		Full-Time	Part-Time
Under 18	687	19%	26	661
18 - 19	931	25%	561	370
20 - 21	567	15%	222	345
22 - 24	401	11%	116	285
25 - 29	355	10%	99	256
30 - 34	268	7%	73	195
35 - 39	194	5%	51	143
40 - 49	200	5%	47	153
50 - 64	77	2%	20	57
65 and over	6	0%	1	5

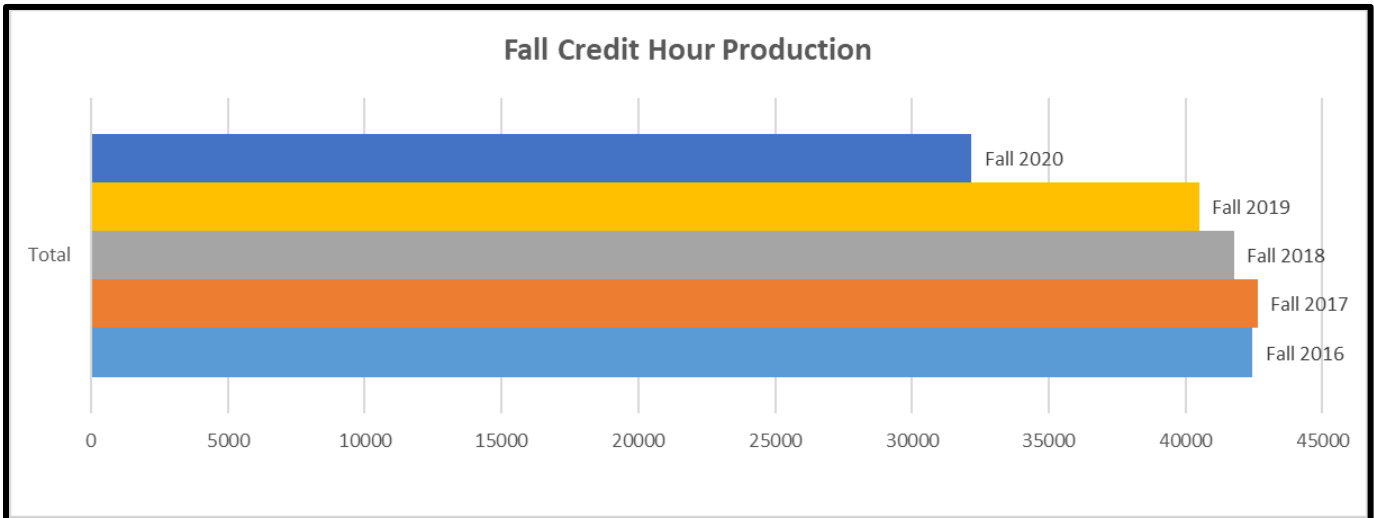
Program Name	CIP Code	Headcount	Hours*
Computer and Information Sciences, General.	110101	24	1% 254
Cosmetology/Cosmetologist, General.	120401	73	2% 719
Heating, Ventilation, Air Conditioning and Refrigeration Engineering Technology	150501	63	2% 645
Automotive Engineering Technology/Technician.	150803	18	0% 175
Drafting and Design Technology/Technician, General.	151301	38	1% 364
Child Care and Support Services Management.	190708	72	2% 666
Liberal Arts and Sciences/Liberal Studies.	240101	244	7% 2655
General Studies.	240102	1304	35% 12706
Criminal Justice/Police Science.	430107	54	1% 591
Mason/Masonry.	460101	7	0% 84
Electrician.	460302	63	2% 597
Industrial Mechanics and Maintenance Technology.	470303	41	1% 447
Small Engine Mechanics and Repair Technology/Technician.	470606	27	1% 291
Welding Technology/Welder.	480508	76	2% 836
Cabinetmaking and Millwork.	480703	7	0% 84
Medical/Clinical Assistant.	510801	59	2% 526
Physical Therapy Technician/Assistant.	510806	54	1% 534
Emergency Medical Technology/Technician (EMT Paramedic).	510904	44	1% 419
Respiratory Care Therapy/Therapist.	510908	30	1% 345
Surgical Technology/Technologist.	510909	11	0% 108
Radiologic Technology/Science - Radiographer.	510911	47	1% 481
Registered Nursing/Registered Nurse.	513801	382	10% 3040
Licensed Practical/Vocational Nurse Training.	513901	172	5% 1669
Administrative Assistant and Secretarial Science, General.	520401	85	2% 863
Undeclared	900000	691	19% 3079

\*The information in this field reflects the credit hours generated by the students who have the CIP Code listed as their major.

## Fall Enrollment Trends



FA2016	FA2017	FA2018	FA2019	FA2020
4543	4647	4613	4478	3686



FA2016	FA2017	FA2018	FA2019	FA2020
42446	42626	41781	40500	32178

## Fall 2020 Enrollment by Discipline

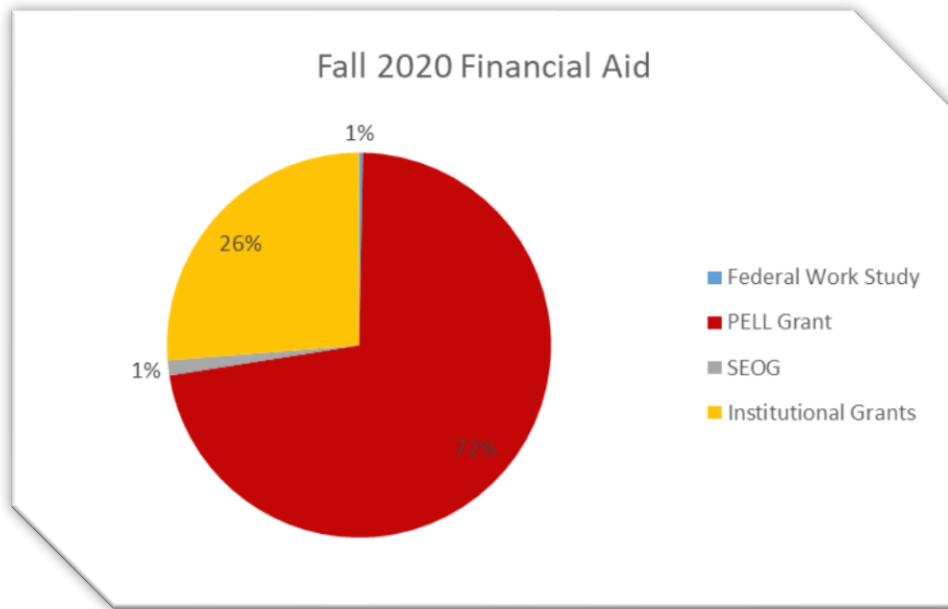
Department Code (CIP Code)	Registrations		Credit Hour Production	
ACC (520301)	9	0.1%	27	0.1%
ACR (150501)	158	1.5%	474	1.5%
ACT (520302)	17	0.2%	51	0.2%
ART (500701)	285	2.7%	855	2.7%
ASE (150803)	44	0.4%	131	0.4%
BIO (260101)	809	7.7%	3236	10.1%
BUS (520201)	290	2.8%	870	2.7%
CAB (480703)	32	0.3%	96	0.3%
CHD (190708)	162	1.5%	486	1.5%
CHM (400501)	32	0.3%	128	0.4%
CIS (110101)	532	5.1%	1596	5.0%
COM (230101)	13	0.1%	39	0.1%
COS (120401)	162	1.5%	486	1.5%
CRJ (430107)	157	1.5%	471	1.5%
DDT (151301)	82	0.8%	247	0.8%
DPT (110101)	17	0.2%	51	0.2%
ECO (450601)	143	1.4%	429	1.3%
ELT (460302)	142	1.4%	418	1.3%
EMS (510904)	230	2.2%	541	1.7%
ENG (230101)	1002	9.6%	2924	9.1%
ENR (320199)	32	0.3%	128	0.4%
GEO (450701)	20	0.2%	60	0.2%
HED (340199)	28	0.3%	84	0.3%
HIS (540101)	494	4.7%	1482	4.6%
HPS (519999)	52	0.5%	156	0.5%
HUM (240103)	67	0.6%	201	0.6%
INT (470303)	111	1.1%	333	1.0%
LDR (520213)	34	0.3%	102	0.3%
MAH (270101)	16	0.2%	48	0.1%
MAS (460101)	24	0.2%	72	0.2%
MAT (510801)	168	1.6%	477	1.5%
MTH (270101)	810	7.7%	2451	7.6%

Department Code (CIP Code)	Registrations		Credit Hour Production	
MUL (500901)	80	0.8%	138	0.4%
MUP (500903)	27	0.3%	54	0.2%
MUS (500902)	172	1.6%	524	1.6%
NUR (513801)	1022	9.7%	4101	12.7%
OAD (520401)	95	0.9%	285	0.9%
ORI (370103)	631	6.0%	1155	3.6%
PHL (380101)	123	1.2%	369	1.1%
PHS (400101)	90	0.9%	360	1.1%
PHY (400801)	14	0.1%	35	0.1%
POL (451001)	49	0.5%	147	0.5%
PSY (420101)	549	5.2%	1647	5.1%
PTA (510806)	210	2.0%	476	1.5%
RAD (510911)	142	1.4%	460	1.4%
RPT (510908)	138	1.3%	339	1.1%
SER (470606)	97	0.9%	291	0.9%
SOC (451101)	66	0.6%	198	0.6%
SPC (231001)	22	0.2%	66	0.2%
SPH (231001)	407	3.9%	1221	3.8%
SUR (510909)	26	0.2%	101	0.3%
THR (500501)	25	0.2%	65	0.2%
WDT (480508)	288	2.7%	864	2.7%
WKO (320199)	44	0.4%	132	0.4%

## Fall 2020 Remedial

<b>Remedial Students</b>	
Math Only	150
English Only	39
Math and English	34

## Fall 2020 Financial Aid



<b>Type Aid</b>	<b>Total</b>
Federal Work Study	\$ 14,683.99
PELL Grant	\$ 3,224,905.00
SEOG	\$ 56,409.34
Institutional Grants	\$ 1,172,950.29
<b>Grand Total</b>	<b>\$ 4,468,948.62</b>

## Degrees Awarded – Fall 2020

Program	CIP Code	STC	CER	AA	AS	AAS	Total
Computer and Information Sciences, General.	110101	7	0	0	0	0	7
Cosmetology/Cosmetologist, General.	120401	5	6	0	0	0	11
Heating, Ventilation, Air Conditioning and Refrigeration Engineering Technology	150501	5	2	0	0	2	9
Drafting and Design Technology/Technician, General.	151301	0	0	0	0	4	4
Child Care and Support Services Management.	190708	13	1	0	0	3	17
Liberal Arts and Sciences/Liberal Studies.	240101	0	0	4	0	0	4
General Studies.	240102	83	0	0	31	0	114
Criminal Justice/Police Science.	430107	0	0	0	0	9	9
Electrician.	460302	0	0	0	0	5	5
Industrial Mechanics and Maintenance Technology.	470303	2	0	0	0	2	4
Welding Technology/Welder.	480508	4	1	0	0	0	5
Medical/Clinical Assistant.	510801	1	0	0	0	2	3
Emergency Medical Technology/Technician (EMT Paramedic).	510904	10	0	0	0	1	11
Registered Nursing/Registered Nurse.	513801	0	0	0	0	50	50
Licensed Practical/Vocational Nurse Training.	513901	0	52	0	0	0	52
Administrative Assistant and Secretarial Science, General.	520401	14	0	0	0	14	28

